


SUMMER



MATH PACKET



4th Grade Fun



www.mathfactfluencyplayground.com

Table of Contents

4th Grade

Week 1

- Multiplication Tic Tac Toe (Multiply by 11)
- Multiplication Race
- Visualizing Remainders
- Color and Compare
- Visualizing Multiplying

Week 2

- Multiplication Tic Tac Toe (Multiply by 12)
- Multiplication Race
- Visualizing Remainders
- Color and Compare
- Visualizing Multiplying

Week 3

- Multiplication Tic Tac Toe (Multiply by 7)
- Division Race
- Visualizing Multiplication of Fractions
- Color and Compare
- Visualizing Multiplying

Week 4

- Multiplication Tic Tac Toe (Multiply by 9)
- Division Race
- Visualizing Multiplication of Fractions
- Color and Compare
- Visualizing Multiplying



Week 5

- Division Tic Tac Toe (Divide by 11)
- Name That Fraction
- Comparing Decimals
- Finding Equivalent Fractions
- Visualizing Division

Week 6

- Division Tic Tac Toe (Dividing by 12)
- Adding Fractions
- Comparing Decimals
- Finding Equivalent Fractions
- Visualizing Division


Week 7

- Number Crossword Puzzles
- Subtract Fractions
- Comparing Decimals
- Finding Equivalent Fractions
- Visualizing Division

Week 8

- Division Tic Tac Toe (Dividing by 8)
- Decimal Addition Activity
- Comparing Decimals
- Number Crossword Puzzles
- Visualizing Division

**Summer Math Survey
Completion Certificate
Answer Key**



THIS SUMMER PACKET BELONGS TO:




(NAME)




KEEP TRACK OF YOUR SUMMER WORK

As you complete each activity, color a sun!


WEEK 1




WEEK 2




WEEK 3




WEEK 4




WEEK 5




WEEK 6



WEEK 7



WEEK 8






WEEK 1

HOW TO PLAY ROCK, PAPER AND SCISSORS.

This game is (also known as Roshambo). It is a fun and easy way to start a game.

Players say “Rock, paper, scissors.” Each player throws a rock, paper or scissors.

- **Rock beats scissors,**
- **scissors beat paper,**
- **paper beats rock.**




scissors



rock



paper



scissors



rock



paper

Multiplication Tic Tac Toe

Multiply by 11


11×4	11×5	11×7	11×8	11×9	11×6
11×8	11×9	11×3	11×1	11×10	11×2
11×2	11×10	11×6	11×3	11×4	11×7

11×3	11×6	11×2	11×9	11×2	11×5
11×4	11×1	11×7	11×6	11×7	11×8
11×5	11×9	11×8	11×3	11×10	11×4

Instructions: Play rock, paper, scissors to see who starts. Then take turns answering a problem on the mat. Whoever gets 3 in a row first wins.


MULTIPLICATION BOARD GAME

Instructions: Roll the dice. Move and solve the problem. Whoever reaches the end first wins!



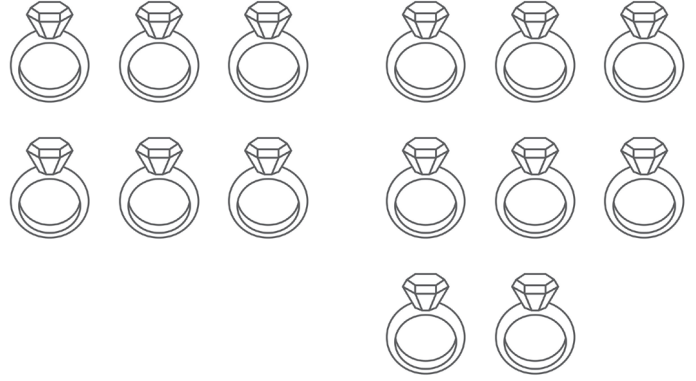
VISUALIZING REMAINDERS

Jamal had 11 marbles. He put 2 in a box. How many boxes did he use? How many did he have left over?



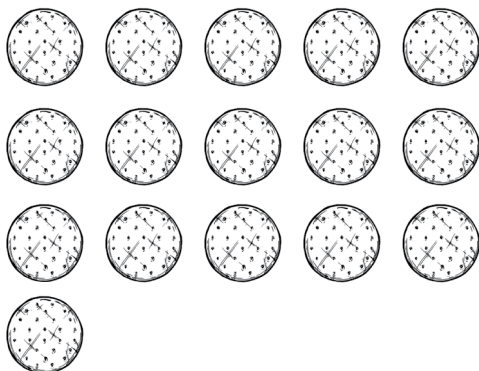
ANSWER:

Luisa had 14 rings. She put 3 in a box. How many boxes did she need if she put all the rings in a box?




ANSWER:

The bakery made 16 cookies. They put 5 in a box. How many boxes did they use? Did they have any left over?



ANSWER:

The bakery made 22 cookies. They put 4 in a box. How many boxes did they use? Did they have any left over?

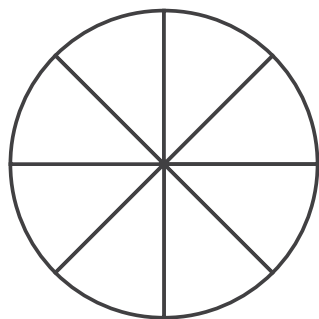


ANSWER:

COLOR AND COMPARE

USE THE MODELS TO VISUALIZE AND SOLVE THE PROBLEMS.

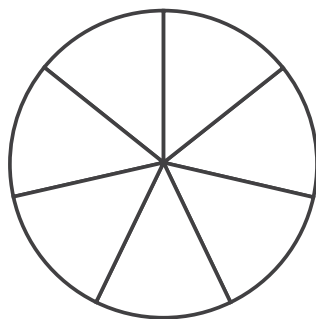
< , > , =



3

—

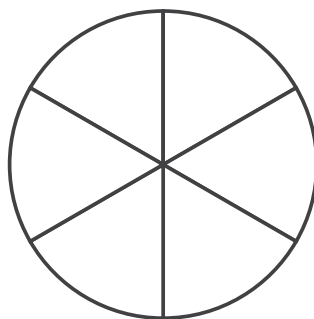
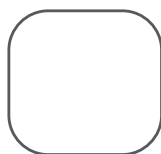
8



5

—

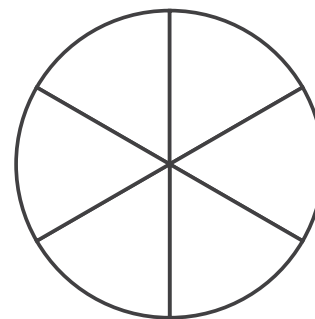
7



4

—

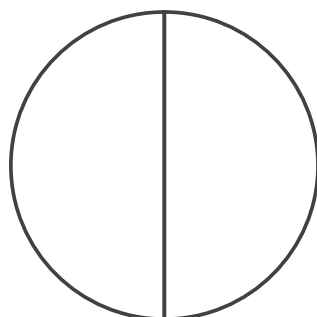
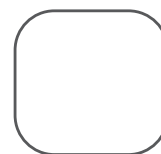
6



3

—

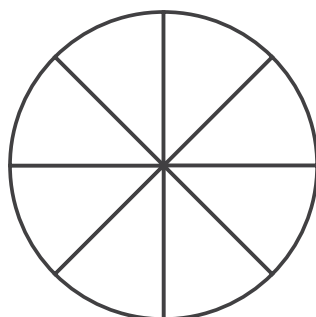
6



1

—

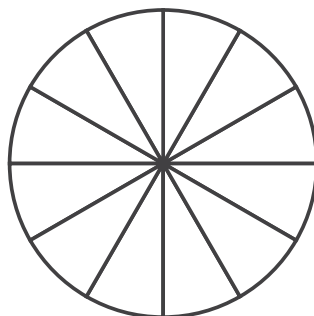
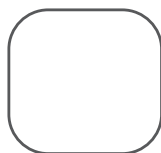
2



6

—

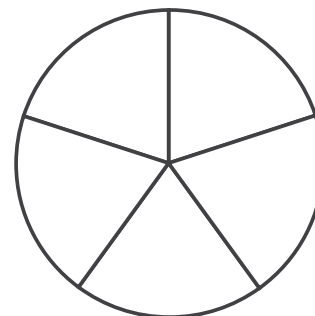
8



6

—

12



3

—

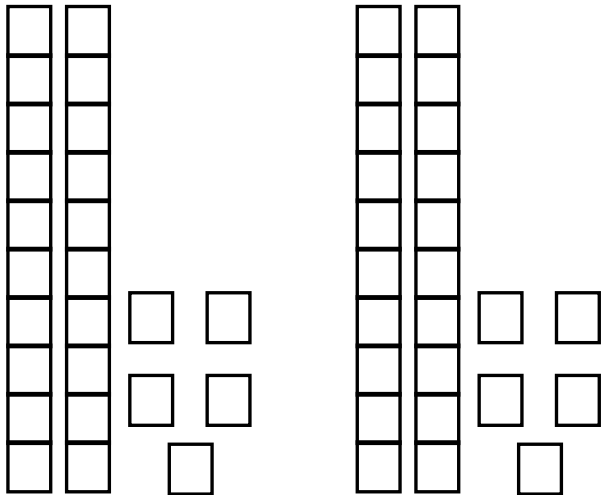
5



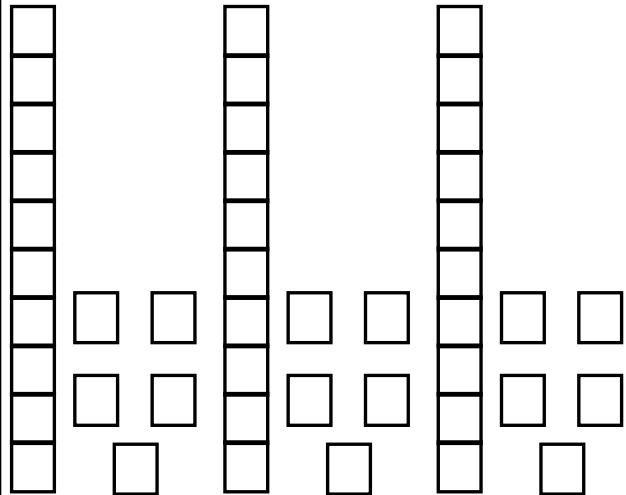
VISUALIZING MULTIPLYING

USE THE MODELS TO VISUALIZE AND SOLVE THE PROBLEMS.

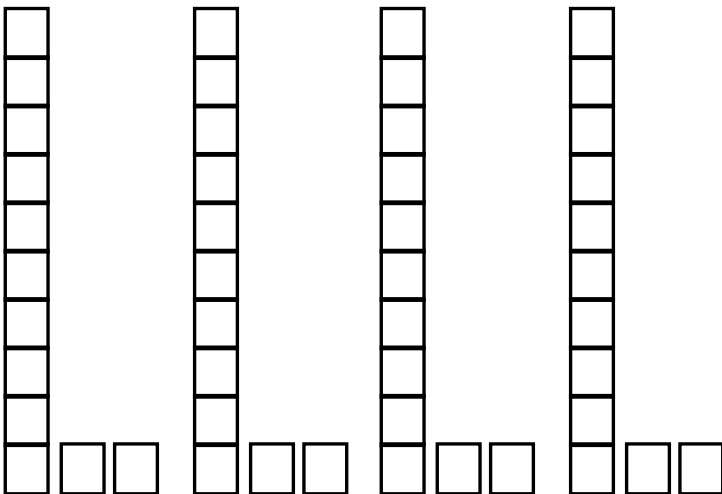
$2 \times 25 = \underline{\quad}$



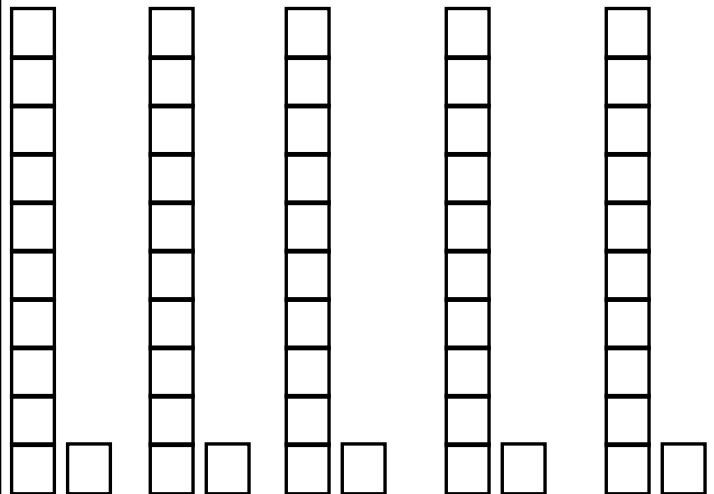
$3 \times 15 = \underline{\quad}$



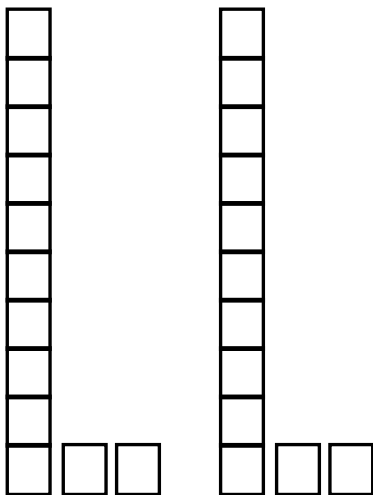
$4 \times 12 = \underline{\quad}$



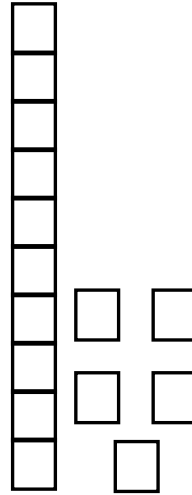
$5 \times 11 = \underline{\quad}$



$2 \times 12 = \underline{\quad}$



$1 \times 15 = \underline{\quad}$





WEEK 2

Multiplication Tic Tac Toe

Multiply by 12


12×1	12×3	12×4	12×5	12×6	12×3
12×5	12×2	12×9	12×8	12×1	12×7
12×6	12×8	12×7	12×2	12×10	12×4

12×3	12×9	12×1	12×4	12×7	12×5
12×4	12×10	12×2	12×2	12×4	12×3
12×7	12×6	12×5	12×10	12×1	12×9

Instructions: Play rock, paper, scissors to see who starts. Then take turns answering a problem on the mat. Whoever gets 3 in a row first wins.

MULTIPLICATION BOARD GAME

Instructions: Roll the dice. Move and solve the problem. Whoever reaches the end first wins!



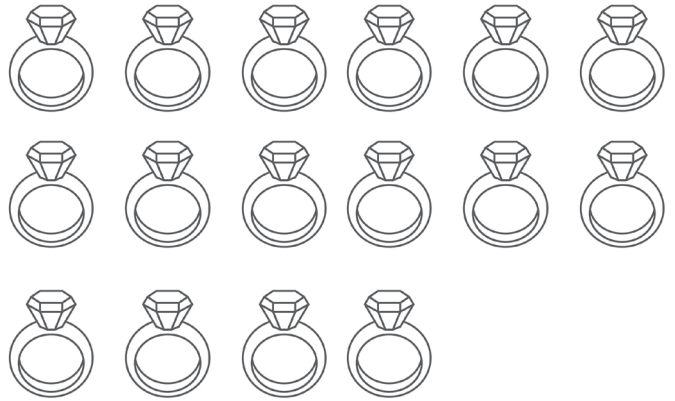
VISUALIZING REMAINDERS

Hong had 9 marbles. He put 7 in a box. How many boxes did he use? How many marbles did he have left over?



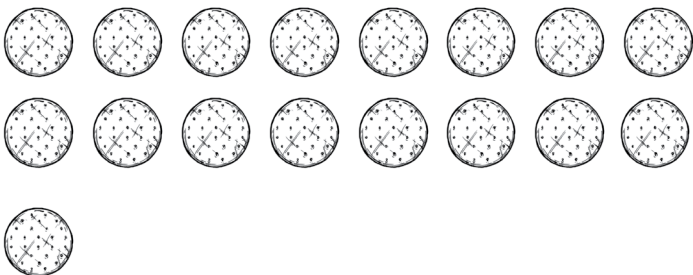
ANSWER:

Maribel had 16 rings. She put 6 in a box. How many boxes did she use? How many did she have left over?




ANSWER:

The bakery made 17 cookies. They put 8 in a box. How many boxes did they use? Did they have any cookies left over?



ANSWER:

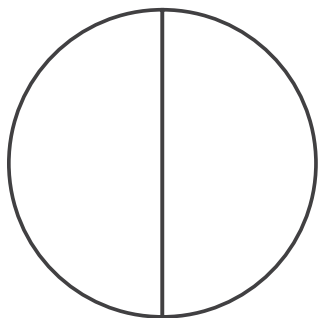
The bakery made 28 cookies. They put 9 in a box. How many boxes did they use? Did they have any cookies left over?



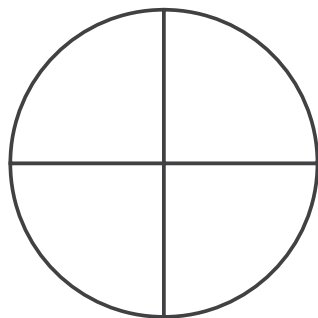
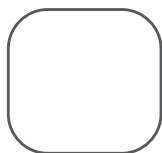
ANSWER:

COLOR AND COMPARE

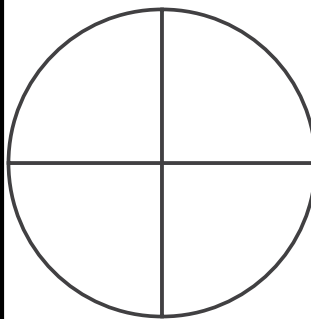
USE THE MODELS TO VISUALIZE AND SOLVE THE PROBLEMS.



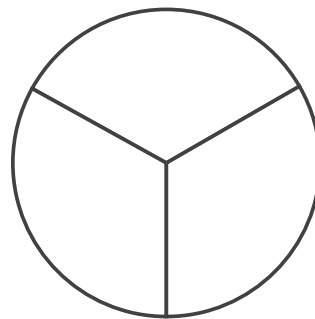
$$\frac{1}{2}$$



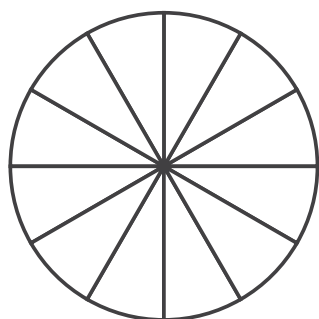
$$\frac{1}{4}$$



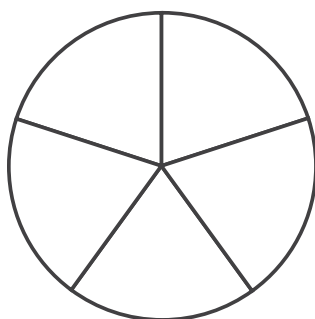

$$\frac{3}{4}$$



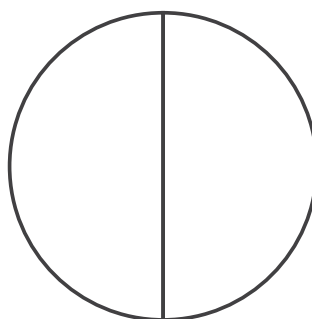
$$\frac{1}{3}$$



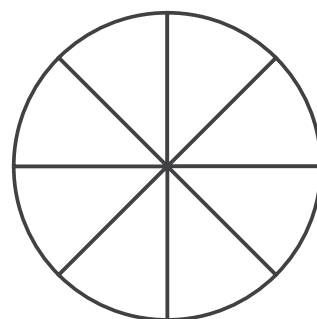

$$\frac{6}{12}$$



$$\frac{3}{5}$$



$$\frac{1}{2}$$

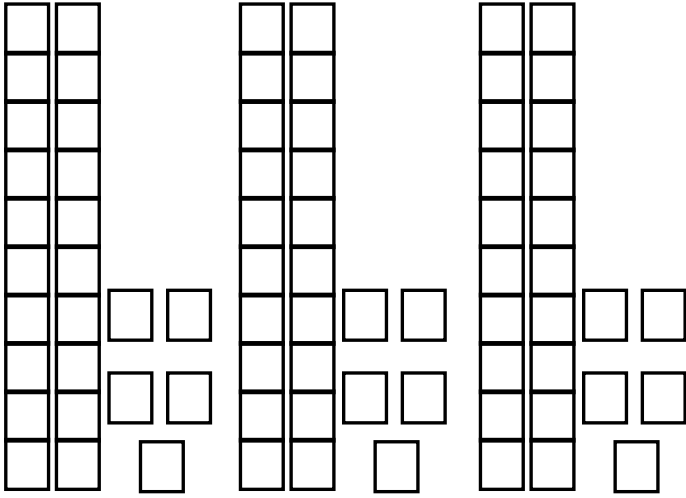


$$\frac{6}{8}$$

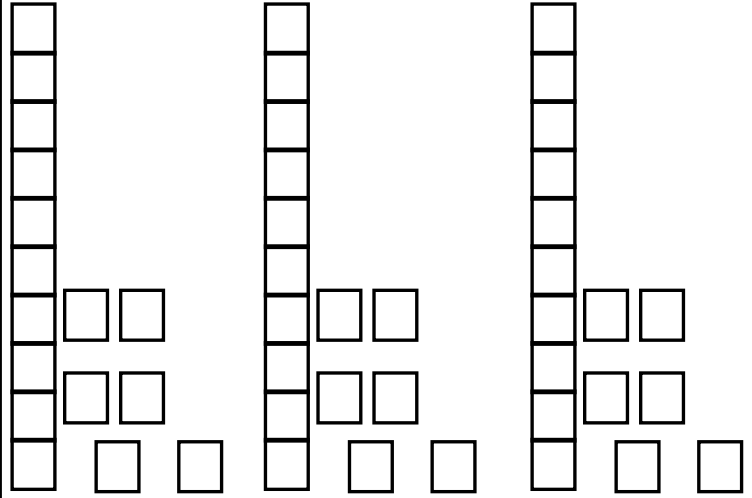
VISUALIZING MULTIPLYING

USE THE MODELS TO VISUALIZE AND SOLVE THE PROBLEMS.

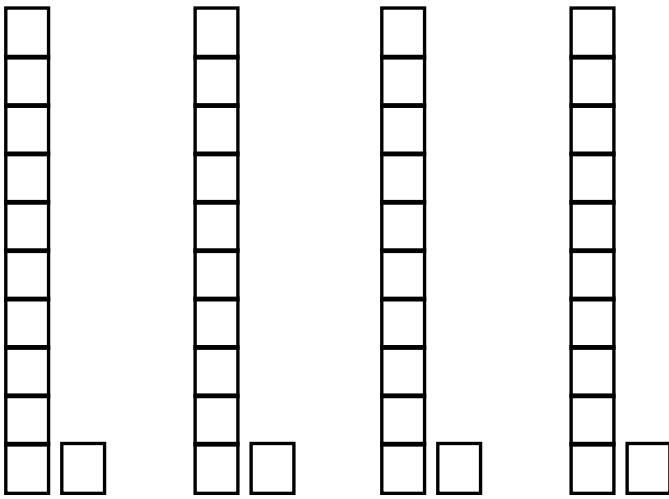
$3 \times 25 = \underline{\quad}$



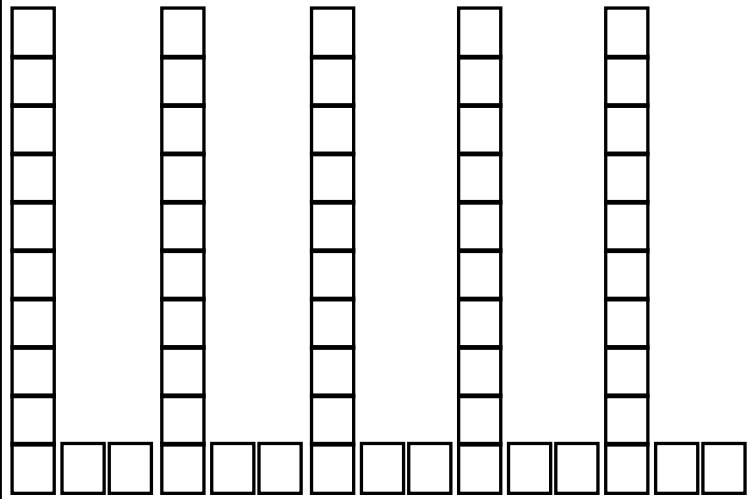
$3 \times 16 = \underline{\quad}$



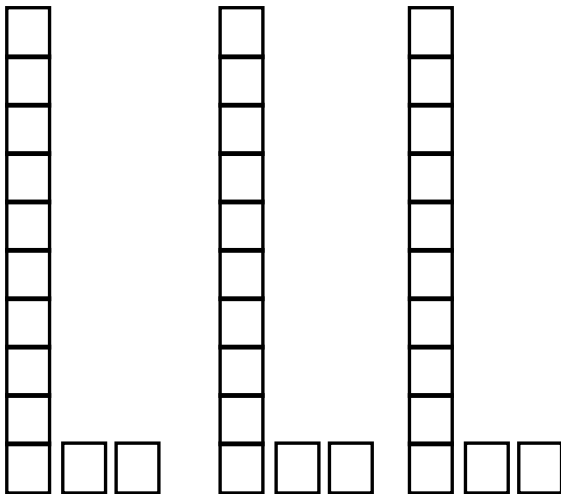
$4 \times 11 = \underline{\quad}$



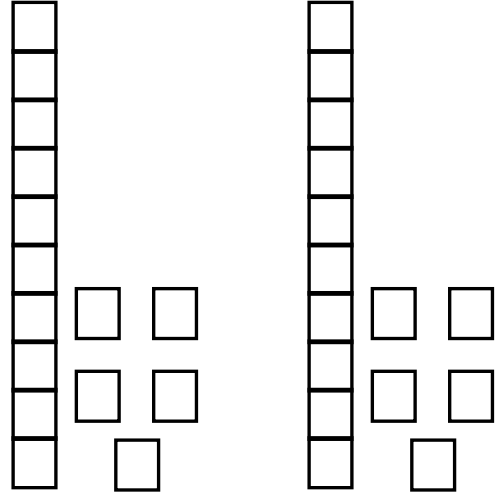
$5 \times 12 = \underline{\quad}$



$3 \times 12 = \underline{\quad}$



$2 \times 15 = \underline{\quad}$





WEEK 3

Multiplication Tic Tac Toe

Multiply by 7

7×5	7×7	7×9	7×10	7×4	7×1
7×1	7×4	7×6	7×8	7×2	7×3
7×8	7×2	7×3	7×9	7×5	7×7

7×5	7×9	7×3	7×2	7×3	7×1
7×10	7×7	7×2	7×9	7×5	7×7
7×6	7×8	7×1	7×10	7×4	7×6

Instructions: Play rock, paper, scissors to see who starts. Then take turns answering a problem on the mat. Whoever gets 3 in a row first wins.

A black and white line drawing of a math maze for children. The maze is shaped like a winding path and is divided into many small rectangular sections. Each section contains a division problem. The path starts at two 'START' boxes at the top and ends at two 'FINISH' boxes at the bottom. The maze is decorated with cartoon animals: a mouse on the left and a rabbit on the right. There are also clouds, a sun, and various flowers scattered around the path. Arrows at the top point towards the start of the maze.

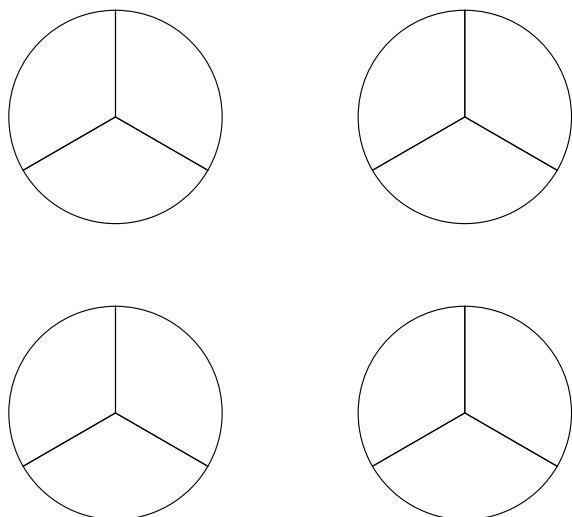
Division Problems in the Maze:

- START
- START
- $33 \div 11$
- $33 \div 11$
- $15 \div 5$
- $15 \div 5$
- $18 \div 6$
- $18 \div 6$
- $6 \div 1$
- $6 \div 1$
- $21 \div 3$
- $21 \div 3$
- $14 \div 7$
- $14 \div 7$
- $18 \div 9$
- $18 \div 9$
- $30 \div 10$
- $30 \div 10$
- $48 \div 12$
- $48 \div 12$
- $8 \div 2$
- $8 \div 2$
- $3 \div 1$
- $3 \div 1$
- $56 \div 8$
- $56 \div 8$
- $12 \div 3$
- $12 \div 3$
- $5 \div 1$
- $5 \div 1$
- $81 \div 9$
- $81 \div 9$
- $20 \div 10$
- $20 \div 10$
- $16 \div 4$
- $16 \div 4$
- $24 \div 6$
- $24 \div 6$
- $21 \div 7$
- $21 \div 7$
- $33 \div 11$
- $33 \div 11$
- $30 \div 5$
- $30 \div 5$
- $24 \div 12$
- $24 \div 12$
- $12 \div 2$
- $12 \div 2$
- FINISH
- FINISH

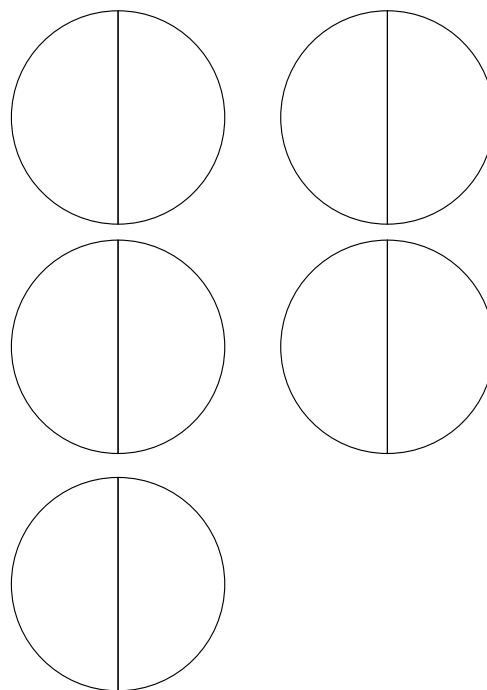
VISUALIZING MULTIPLICATION OF FRACTIONS

COLOR AND SOLVE

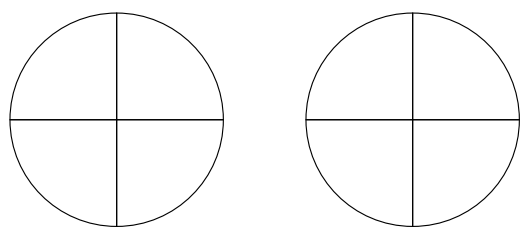
$$4 \times \frac{1}{3}$$



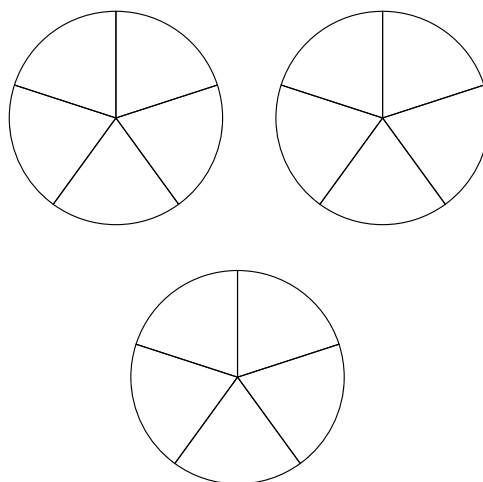
$$5 \times \frac{1}{2}$$



$$2 \times \frac{1}{4}$$

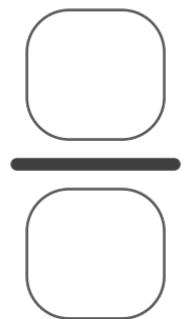
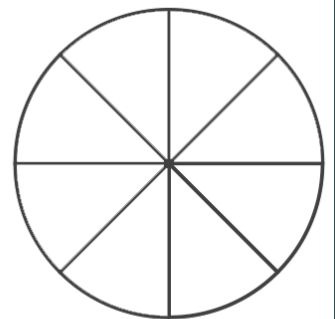
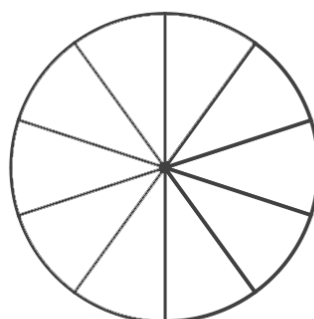
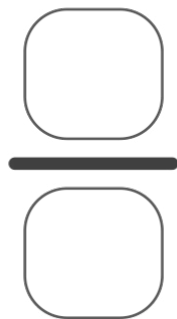
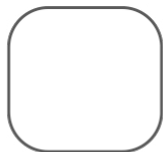
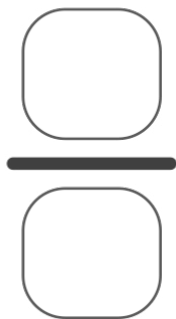
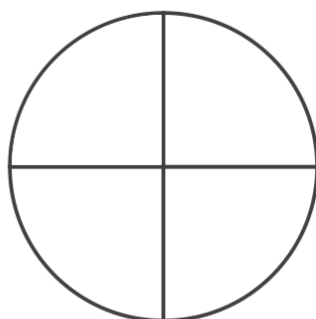
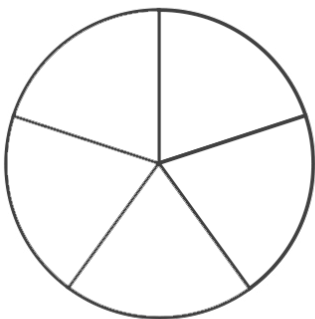
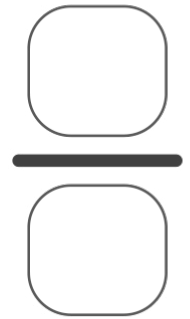
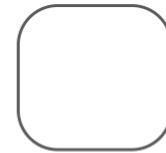
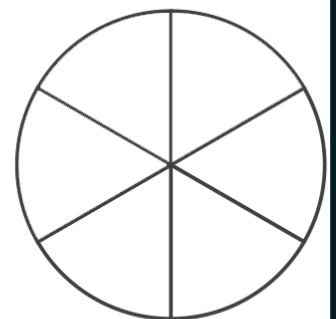
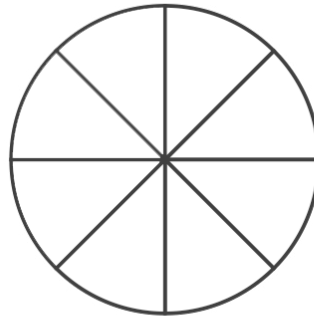
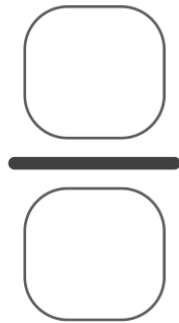
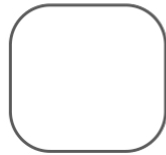
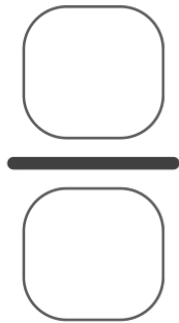
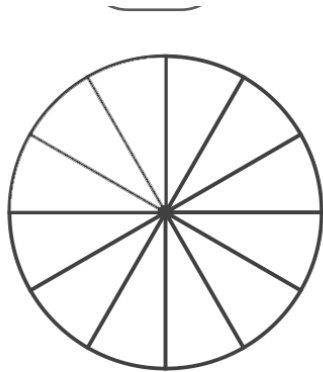
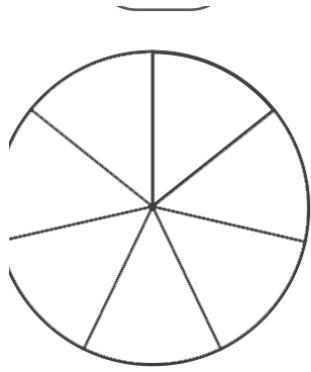


$$3 \times \frac{1}{5}$$



COLOR AND COMPARE

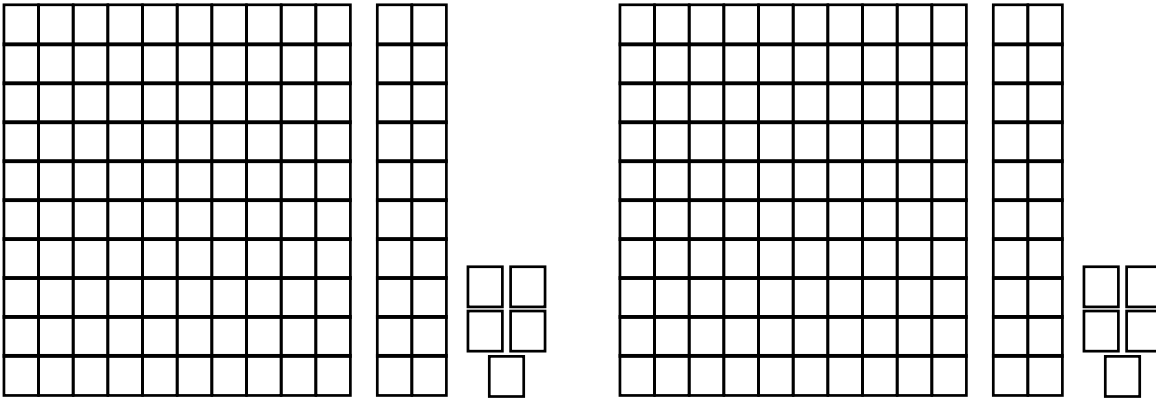
MAKE UP YOUR OWN PROBLEMS



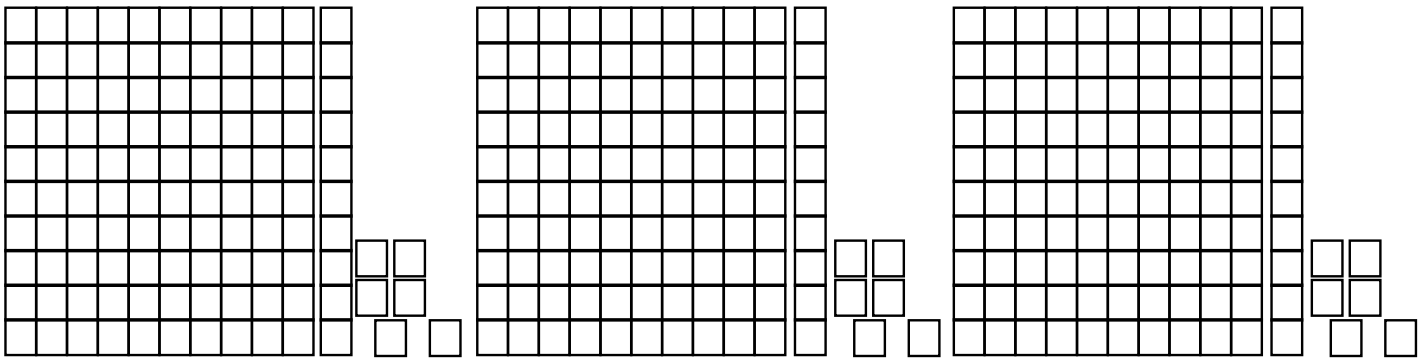
VISUALIZING MULTIPLYING

USE THE MODELS TO VISUALIZE AND SOLVE THE PROBLEMS.

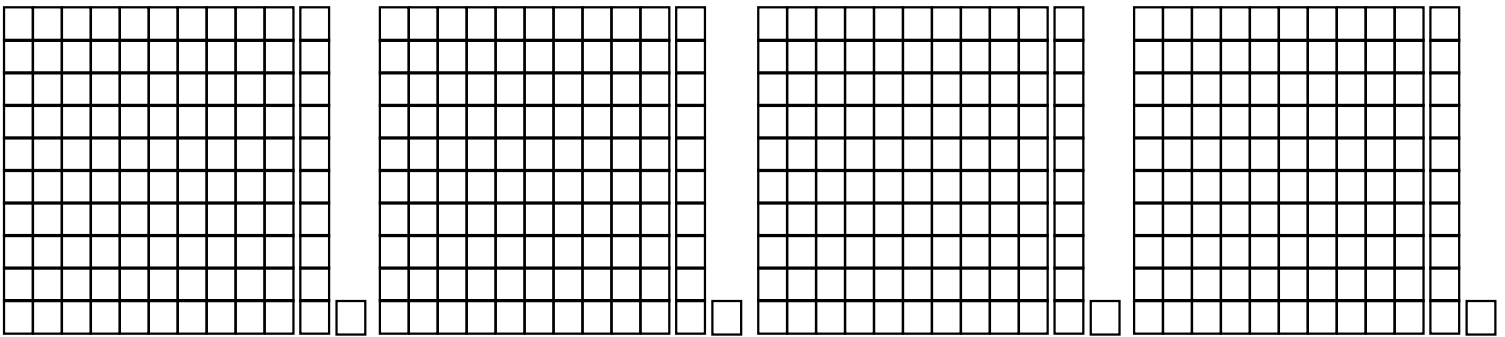
$2 \times 125 = \underline{\quad}$



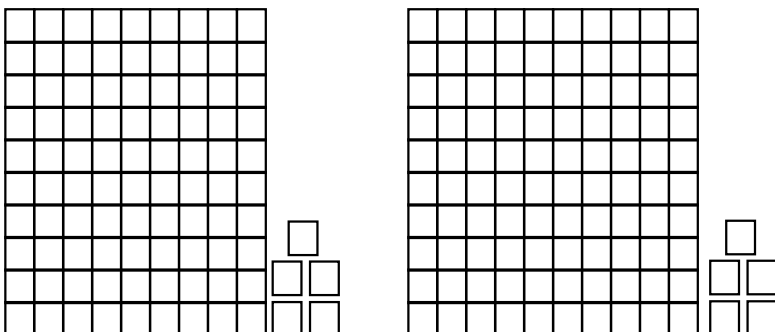
$3 \times 116 = \underline{\quad}$



$4 \times 111 = \underline{\quad}$



$2 \times 105 = \underline{\quad}$





WEEK 4

Multiplication Tic Tac Toe

Multiply by 9

9×2	9×7	9×5
9×1	9×8	9×6
9×9	9×10	9×3

9×3	9×6	9×9
9×4	9×10	9×1
9×8	9×7	9×2


9×7	9×1	9×8
9×3	9×6	9×10
9×5	9×8	9×2

9×7	9×8	9×4
9×10	9×5	9×9
9×2	9×3	9×1

Instructions: Play rock, paper, scissors to see who starts. Then take turns answering a problem on the mat. Whoever gets 3 in a row first wins.

DIVISION BOARD GAME

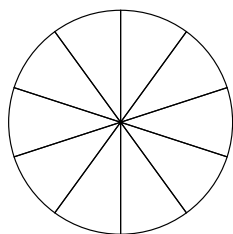
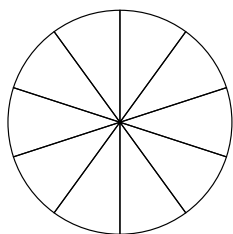
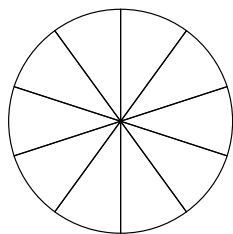
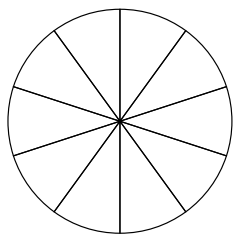
Instructions: Roll the dice. Move and solve the problem. Whoever reaches the end first wins!



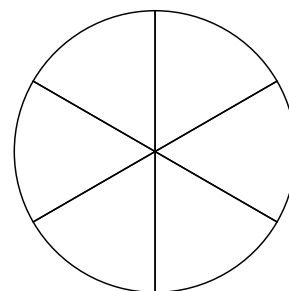
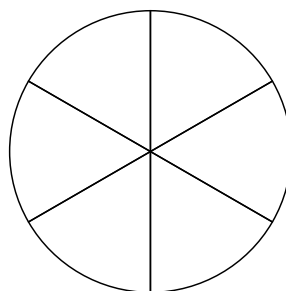
VISUALIZING MULTIPLICATION OF FRACTIONS

COLOR AND SOLVE

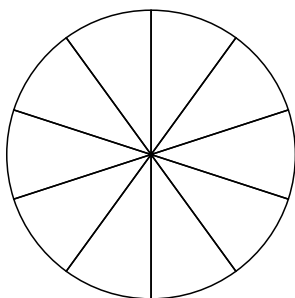
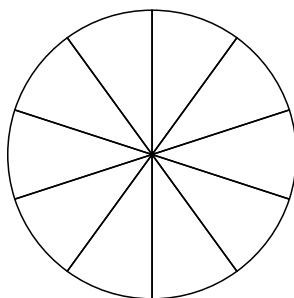
$$4 \times \frac{3}{10}$$



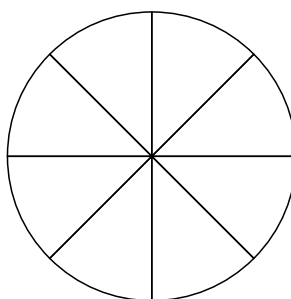
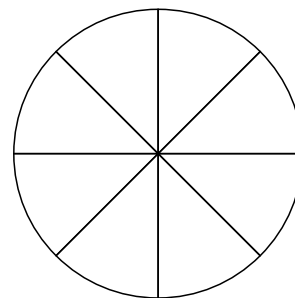
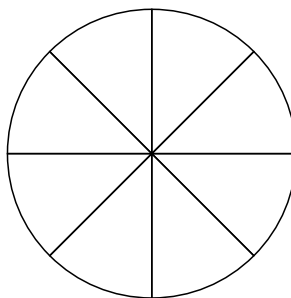
$$2 \times \frac{2}{6}$$



$$2 \times \frac{4}{12}$$

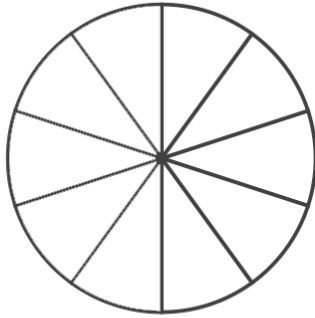
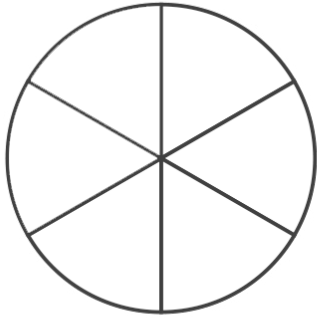


$$3 \times \frac{1}{5}$$

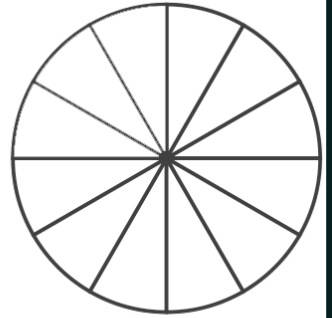
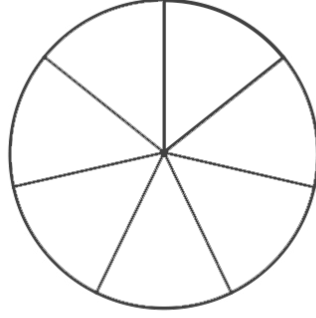


COLOR AND COMPARE

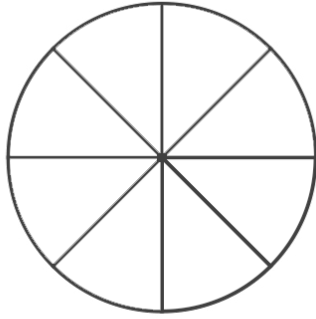
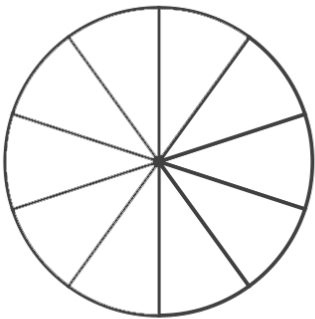
USE THE MODELS TO VISUALIZE AND SOLVE THE PROBLEMS.



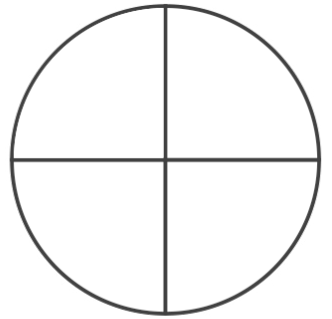
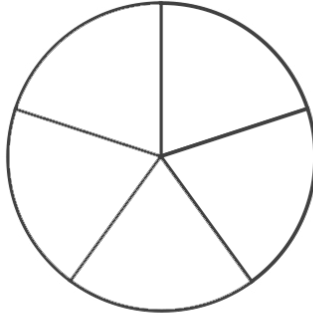
<div></div>		<div></div>
<hr/>		<hr/>
<div></div>		<div></div>



<div></div>		<div></div>
<hr/>		<hr/>
<div></div>		<div></div>



<div></div>		<div></div>
<hr/>		<hr/>
<div></div>		<div></div>




<div></div>		<div></div>
<hr/>		<hr/>
<div></div>		<div></div>

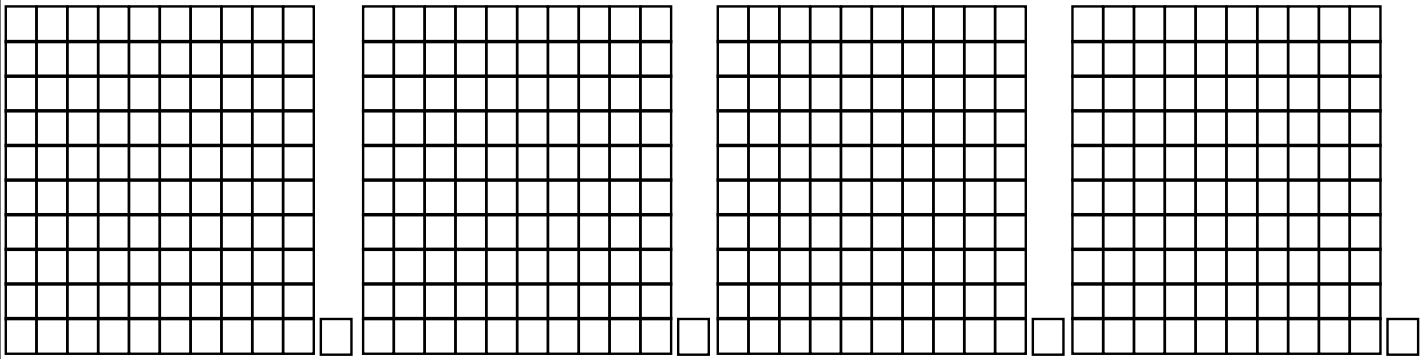
VISUALIZING MULTIPLYING

USE THE MODELS TO VISUALIZE AND SOLVE THE PROBLEMS.

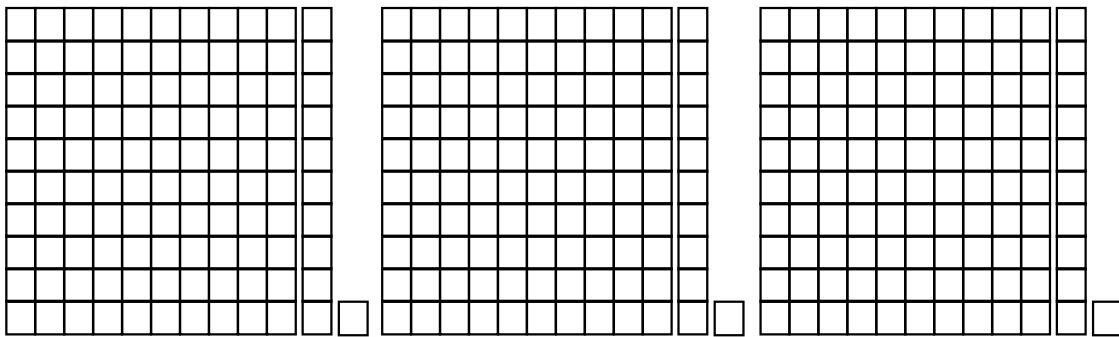
$3 \times 121 = \underline{\quad}$



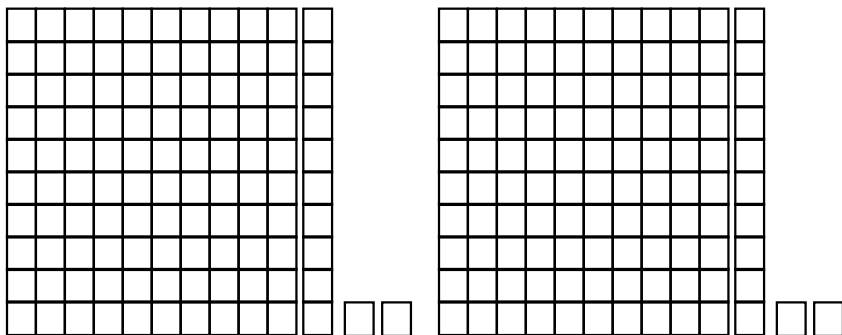
$4 \times 101 = \underline{\quad}$




$3 \times 111 = \underline{\quad}$



$2 \times 112 = \underline{\quad}$





WEEK 5

Division Tic Tac Toe

Dividing by 11

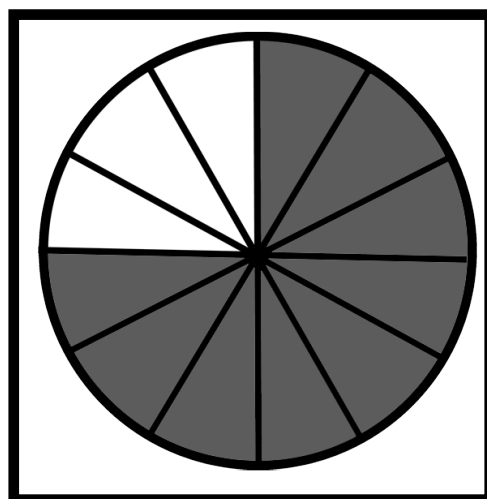
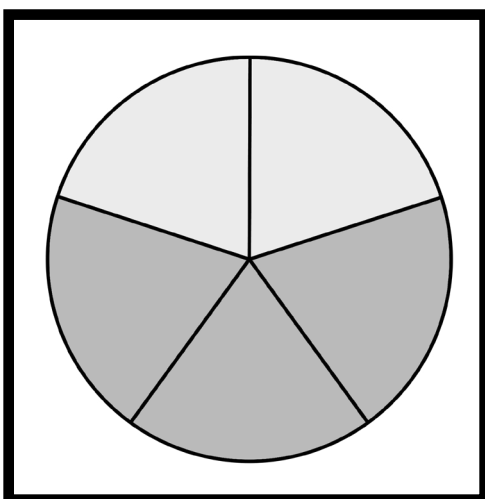
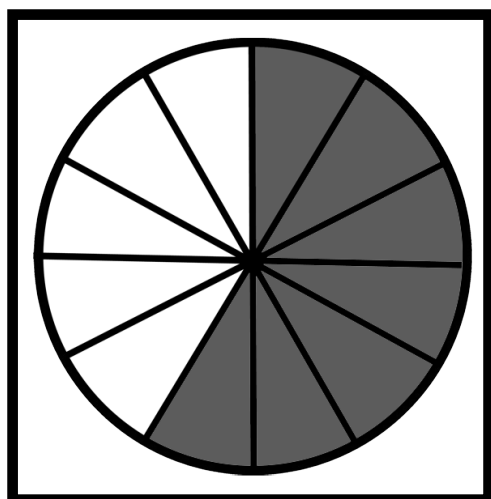
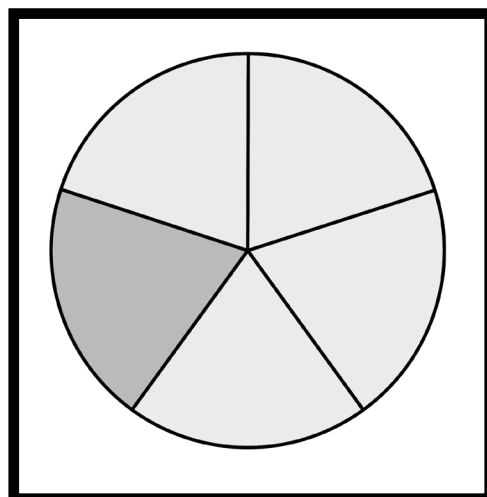
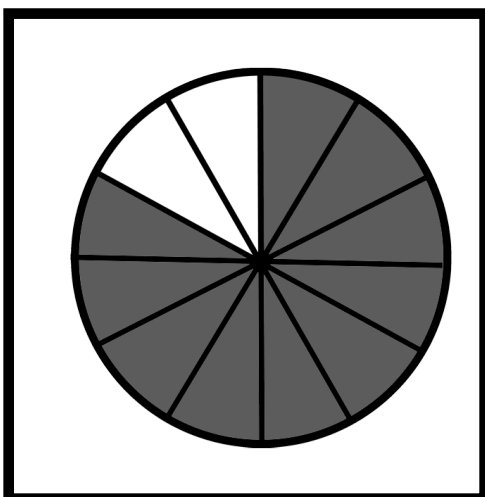
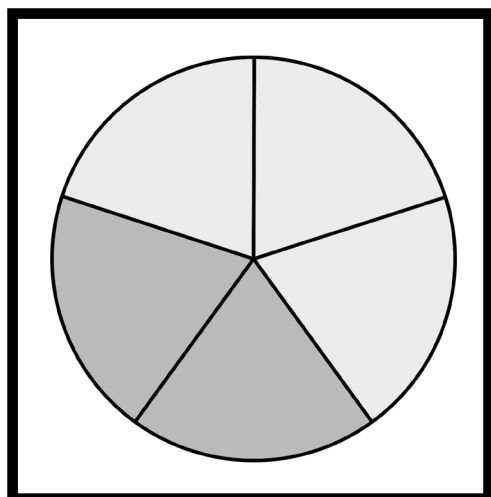
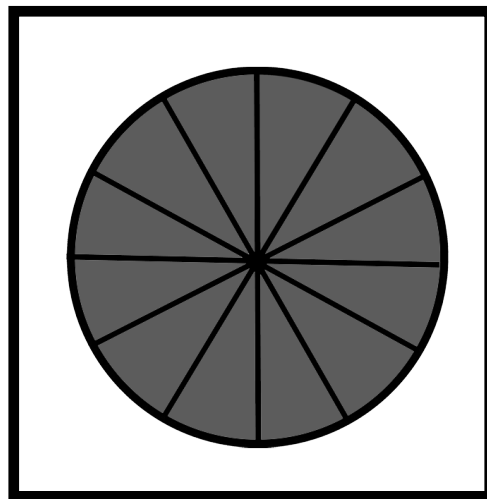
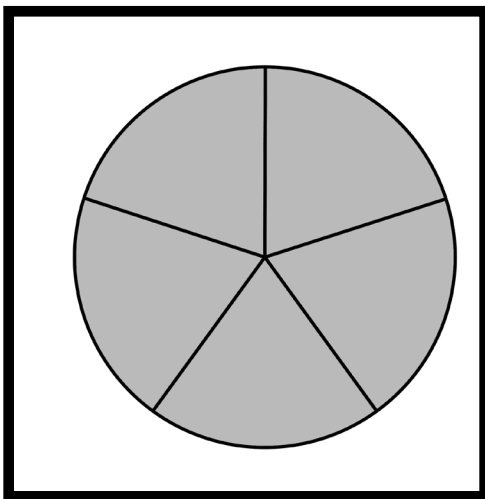
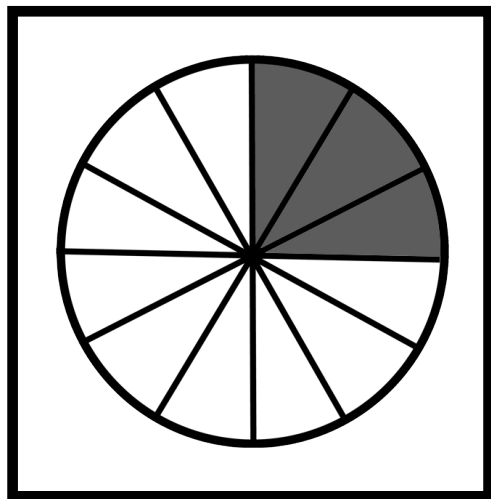
$22 \div 11$	$11 \div 11$	$33 \div 11$	$66 \div 11$	$22 \div 11$	$11 \div 11$
$66 \div 11$	$88 \div 11$	$55 \div 11$	$88 \div 11$	$55 \div 11$	$77 \div 11$
$77 \div 11$	$99 \div 11$	$44 \div 11$	$99 \div 11$	$44 \div 11$	$33 \div 11$

$44 \div 11$	$44 \div 11$	$88 \div 11$	$11 \div 11$	$33 \div 11$	$77 \div 11$
$55 \div 11$	$11 \div 11$	$33 \div 11$	$99 \div 11$	$88 \div 11$	$66 \div 11$
$66 \div 11$	$99 \div 11$	$77 \div 11$	$44 \div 11$	$33 \div 11$	$55 \div 11$

Instructions: Play rock, paper, scissors to see who starts. Then take turns answering a problem on the mat. Whoever gets 3 in a row first wins.

NAME THAT FRACTION

Shuffle cards and then each partner turns them over and compares them. Whoever has the largest fraction wins both cards. When all the cards are gone, whoever has the most cards wins the game.



$$\frac{3}{5}$$

$$\frac{3}{12}$$

$$\frac{1}{5}$$

$$\frac{12}{12}$$

$$\frac{3}{12}$$

$$\frac{2}{5}$$

$$\frac{3}{3}$$

$$\frac{1}{2}$$

$$\frac{9}{12}$$

$$\frac{5}{5}$$

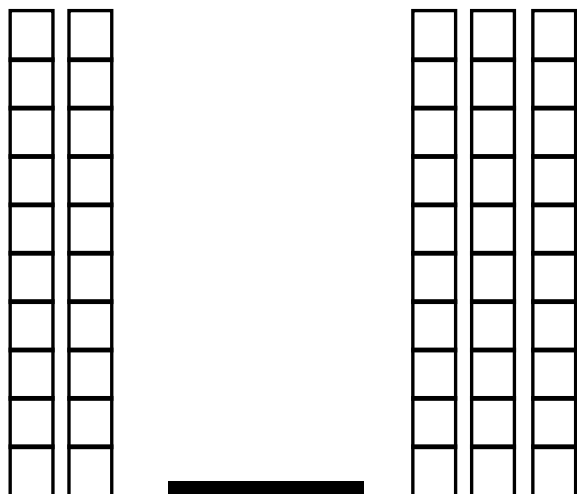
$$\frac{10}{12}$$

$$\frac{7}{12}$$

COMPARING DECIMALS

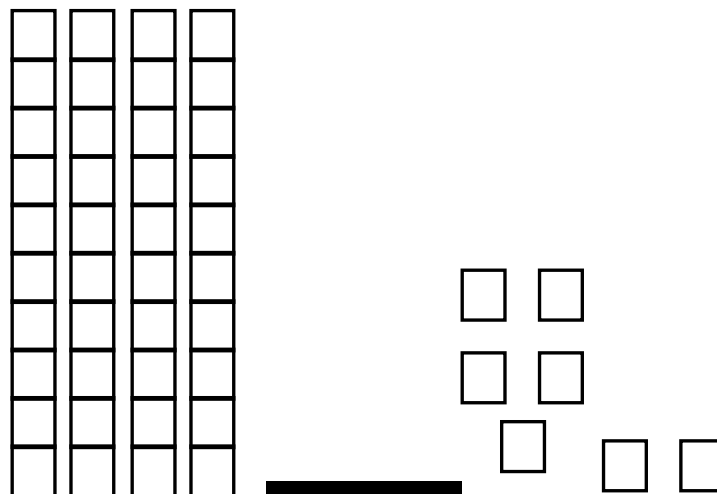
USE THE MODELS TO VISUALIZE AND COMPARE THE PROBLEMS.

.20 and .30




> < =

.40 and .07



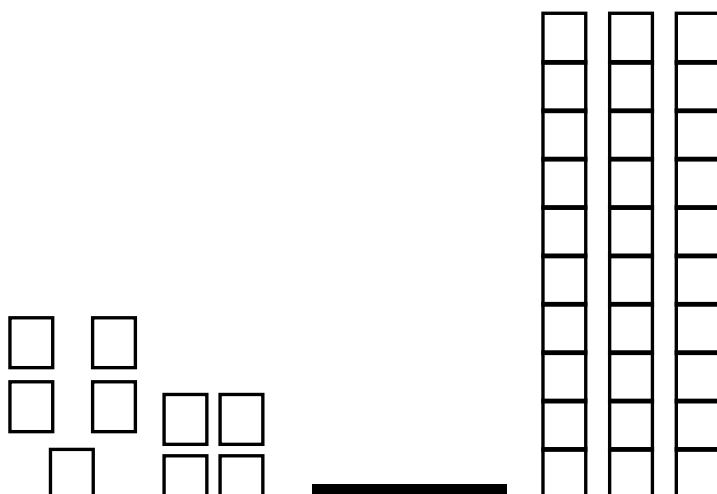
> < =

.02 and .1



> < =



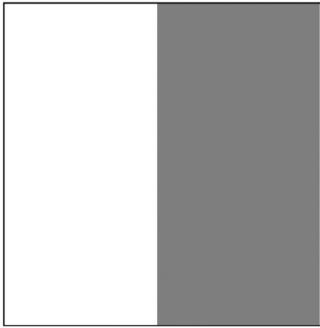
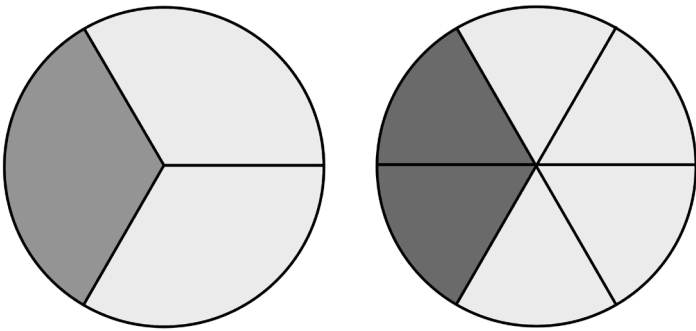
.09 and .3



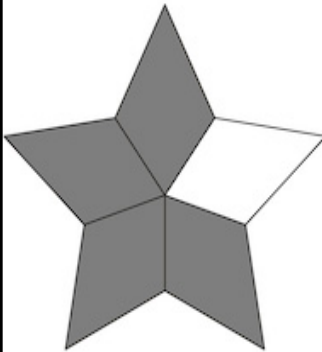
> < =

FINDING EQUIVALENT FRACTIONS


USE THE MODELS TO VISUALIZE THE ANSWER.



=



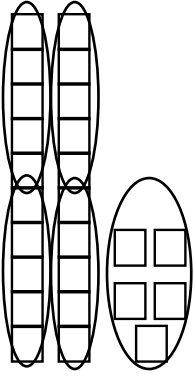
=



VISUALIZING DIVISION

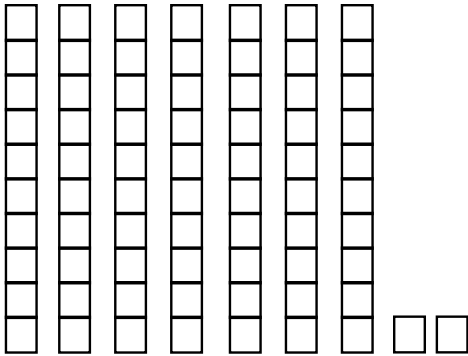
USE THE MODELS TO VISUALIZE THE ANSWER.

$25 \div 5 = \underline{\quad}$



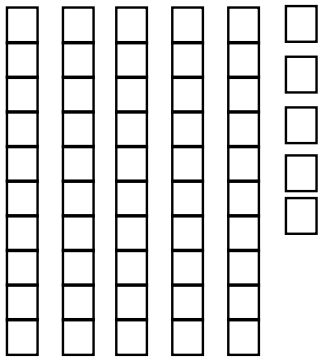
(Hint: Circle groups of 5)

$72 \div 4 = \underline{\quad}$



(Hint: Circle groups of 4)


$55 \div 11 = \underline{\quad}$



(Hint: Circle groups of 11)

$44 \div 4 = \underline{\quad}$

Use the sketches to figure this problem out.





WEEK 6

Division Tic Tac Toe

Dividing by 12

$96 \div 12$	$108 \div 12$	$48 \div 12$	$24 \div 12$	$60 \div 12$	$36 \div 12$
$24 \div 12$	$36 \div 12$	$84 \div 12$	$84 \div 12$	$108 \div 12$	$48 \div 12$
$12 \div 12$	$60 \div 12$	$72 \div 12$	$96 \div 12$	$72 \div 12$	$12 \div 12$

$24 \div 12$	$48 \div 12$	$84 \div 12$	$84 \div 12$	$12 \div 12$	$108 \div 12$
$96 \div 12$	$60 \div 12$	$36 \div 12$	$36 \div 12$	$72 \div 12$	$96 \div 12$
$72 \div 12$	$12 \div 12$	$108 \div 12$	$24 \div 12$	$60 \div 12$	$48 \div 12$

Instructions: Play rock, paper, scissors to see who starts. Then take turns answering a problem on the mat. Whoever gets 3 in a row first wins.

ADDING FRACTIONS

Play rock, paper, scissors to decide who starts. Pull a card and move that many spaces around the board. Add the 2 fractions.

Keep going. Whoever reaches Finish first wins.

$\frac{4}{6} + \frac{5}{6}$ $\frac{2}{5} + \frac{1}{5}$ $\frac{1}{2} + \frac{2}{2}$ $\frac{1}{4} + \frac{1}{4}$ **START**
 $\frac{6}{8} + \frac{2}{8}$ $\frac{3}{3} + \frac{2}{3}$ $\frac{4}{4} + \frac{2}{4}$ $\frac{1}{6} + \frac{3}{6}$ $\frac{7}{9} + \frac{5}{9}$
 $\frac{2}{5} + \frac{3}{5}$ $\frac{1}{2} + \frac{2}{2}$ $\frac{8}{8} + \frac{4}{8}$ $\frac{2}{10} + \frac{8}{10}$ $\frac{3}{7} + \frac{6}{7}$
 $\frac{2}{8} + \frac{1}{8}$ $\frac{3}{4} + \frac{4}{4}$ $\frac{5}{10} + \frac{6}{10}$ $\frac{7}{9} + \frac{8}{9}$ $\frac{2}{2} + 1$ **FINISH**

Hint: Only add the numerators. The denominator doesn't change!

ADD FRACTIONS

**MOVE
1 SPACE**

**MOVE
2 SPACES**

**MOVE
3 SPACES**

**MOVE
1 SPACE**

**MOVE
2 SPACES**

**MOVE
3 SPACES**

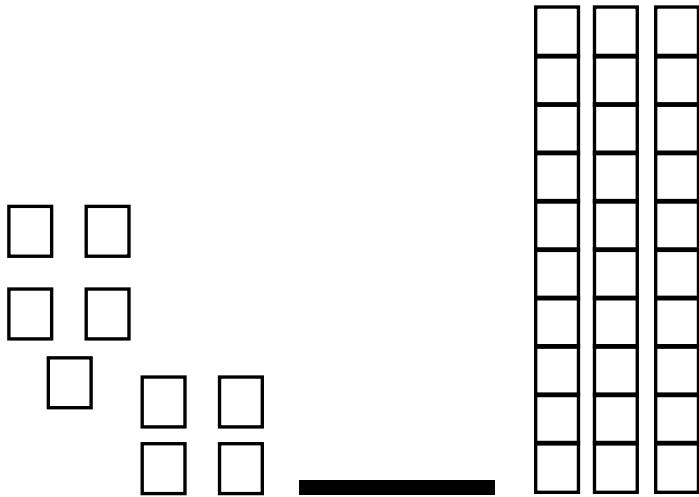
**MOVE
1 SPACE**

**MOVE
2 SPACES**

COMPARING DECIMALS

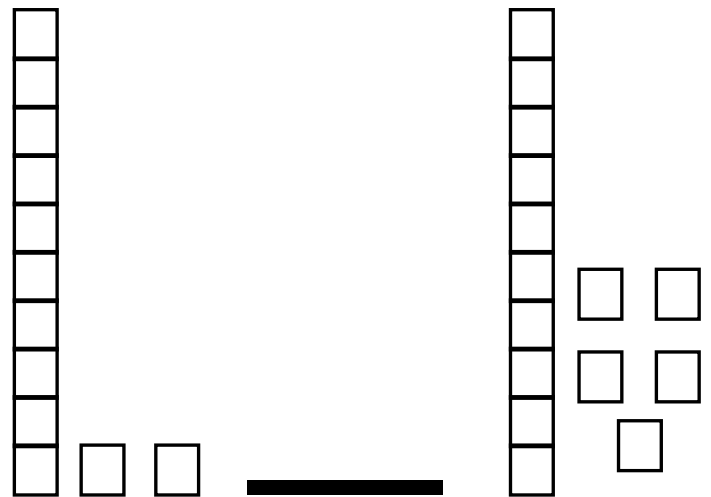
USE THE MODELS TO VISUALIZE AND COMPARE THE PROBLEMS.

.09 and .3



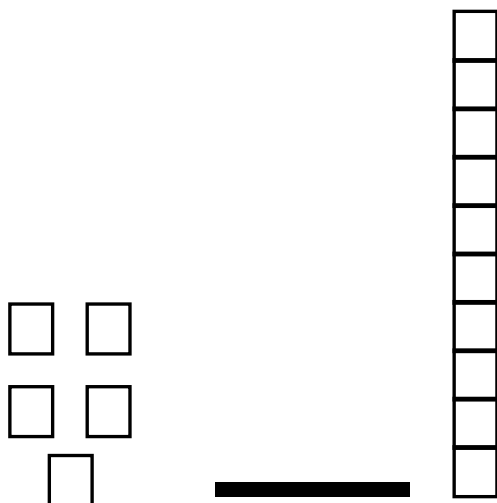
> < =

.12 and .15



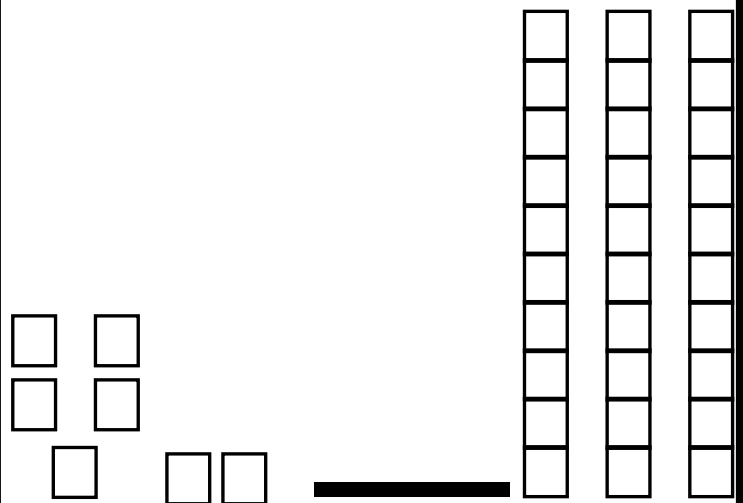
> < =

.05 and .1



> < =


.07 and .3




> < =

FINDING EQUIVALENT FRACTIONS


USE THE MODELS TO VISUALIZE AND SOLVE THE PROBLEMS.




—



—




—




—




—



—



—



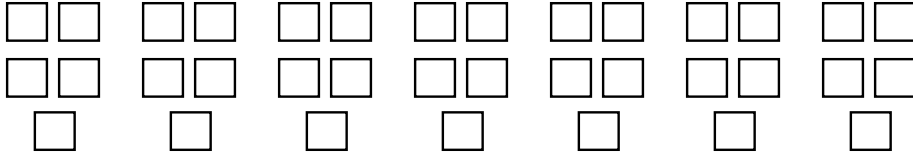
—

VISUALIZING DIVISION

USE THE MODELS TO VISUALIZE AND SOLVE THE PROBLEMS.

$$35 \div 5 = \underline{\quad}$$

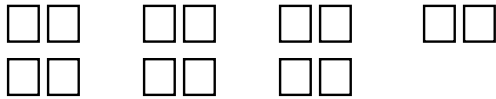
The bakery had 35 donuts. They put 5 in a box. How many boxes did they use?



(Hint: Circle groups of 5)

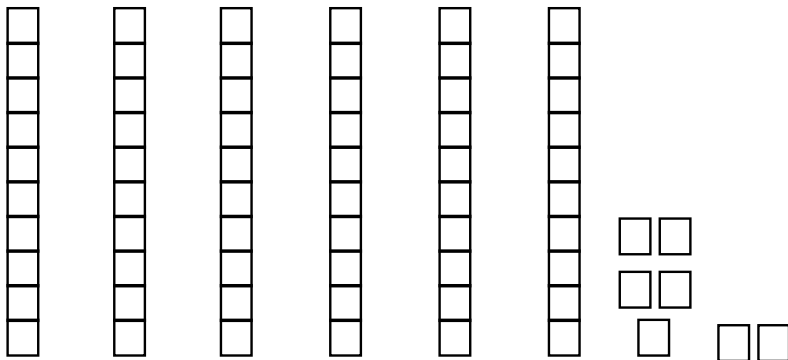
$$14 \div 4 = \underline{\quad}$$

The bakery had 12 pies. They put 4 in a box. How many boxes did they use?



$$77 \div 7 = \underline{\quad}$$

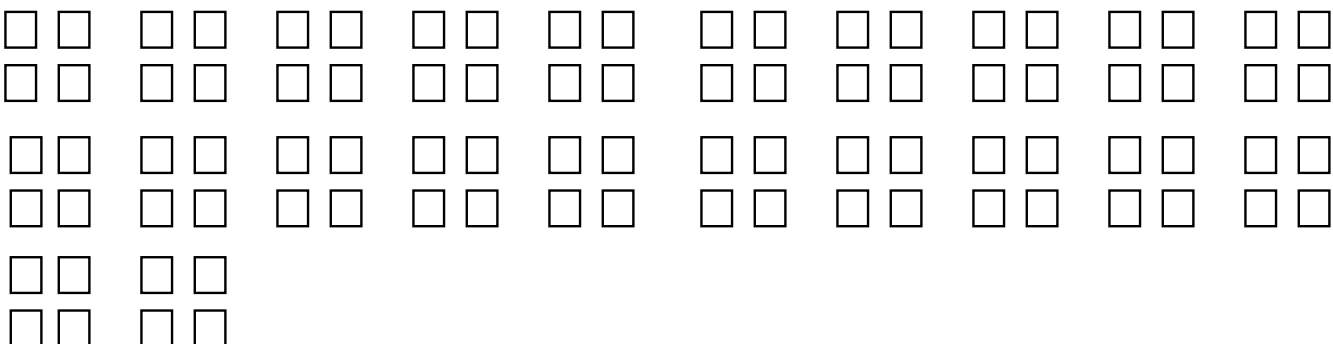
Think $70 \div 7$ and then $7 \div 7$!



$$80 \div 4 = \underline{\quad}$$

The bakery had 80 cookies. They put 4 in a box. How many boxes did they use?

Use the sketches to figure this problem out.






WEEK 7

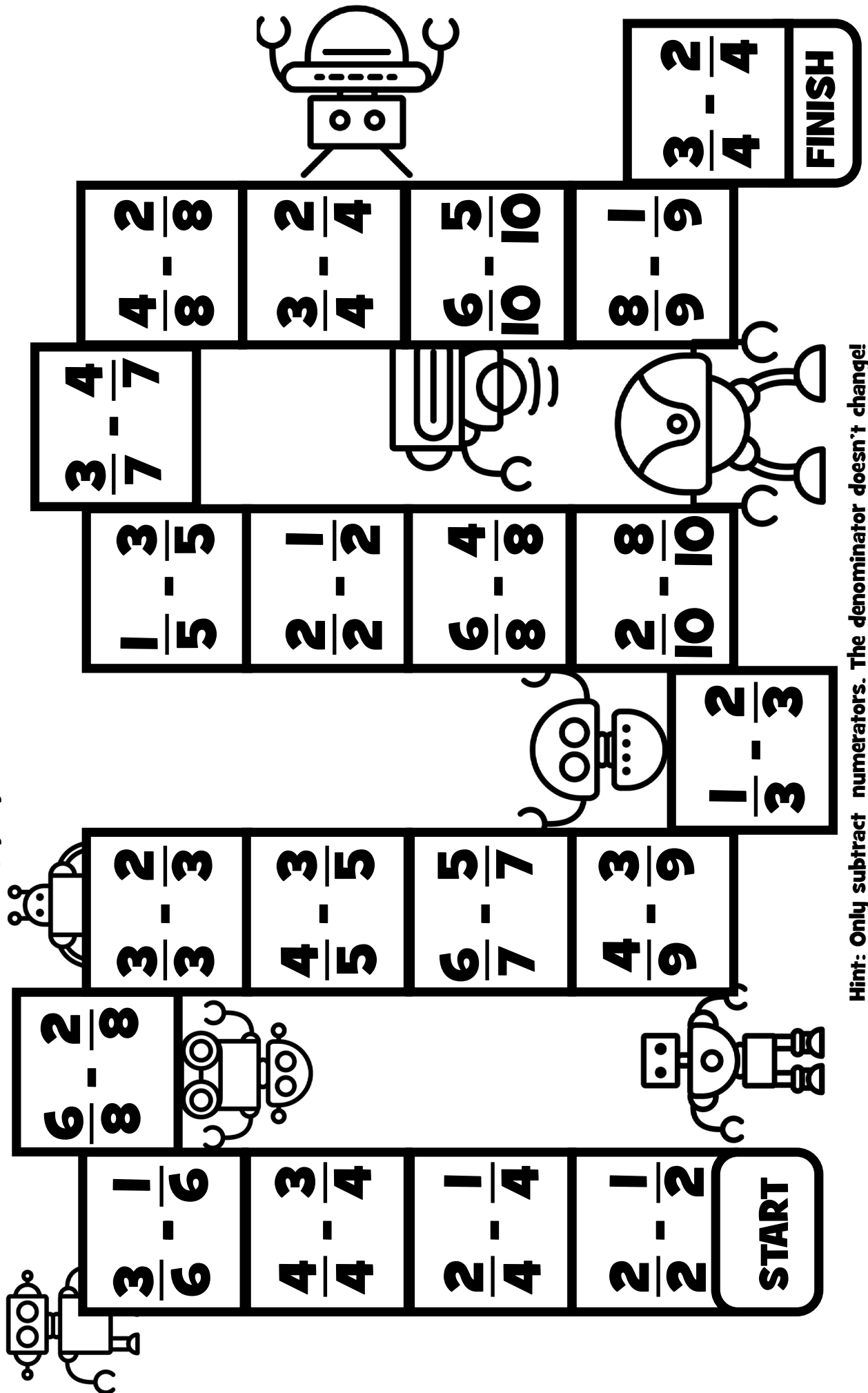
NUMBER CROSSWORD PUZZLES

Fill in the missing number to make the equation true.



SUBTRACT FRACTIONS

Play rock, paper, scissors to decide who starts. Pull a card and move that many spaces around the board. Add the 2 fractions. Keep going. Whoever reaches Finish first wins.



Hint: Only subtract numerators. The denominator doesn't change!

SUBTRACT FRACTIONS

**MOVE
1 SPACE**

**MOVE
2 SPACES**

**MOVE
3 SPACES**

**MOVE
1 SPACE**

**MOVE
2 SPACES**

**MOVE
3 SPACES**

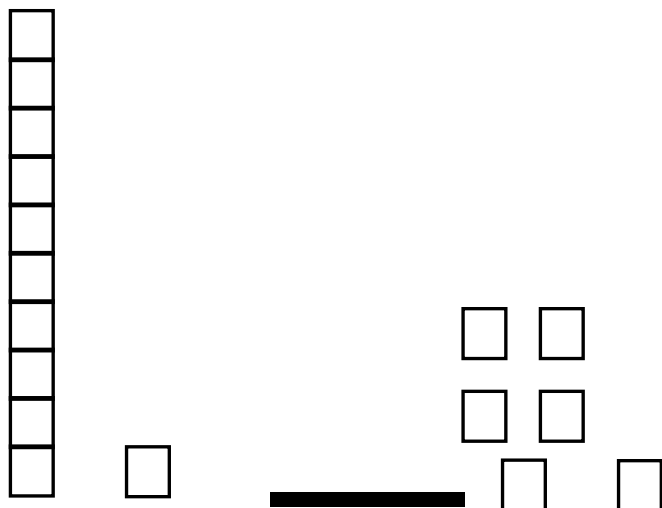
**MOVE
1 SPACE**

**MOVE
2 SPACES**

COMPARING DECIMALS

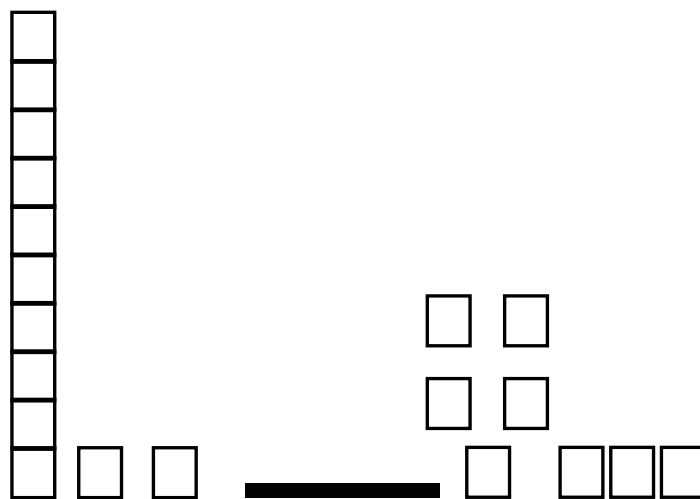
USE THE MODELS TO VISUALIZE AND SOLVE THE PROBLEMS.

.21 and .06



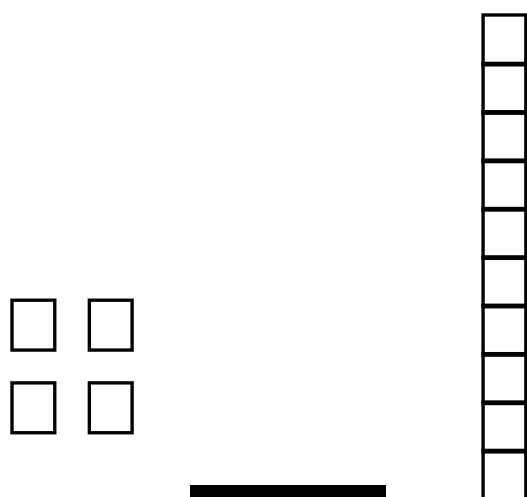
> < =

.12 and .08



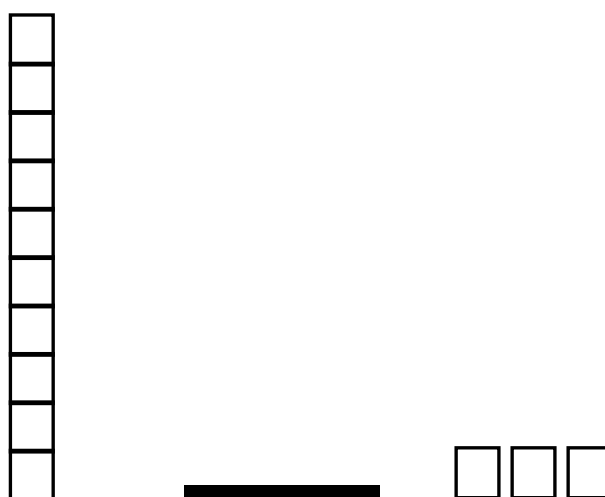
> < =

.04 and .1



> < =

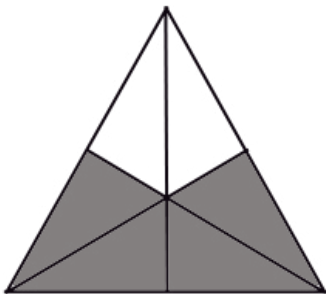
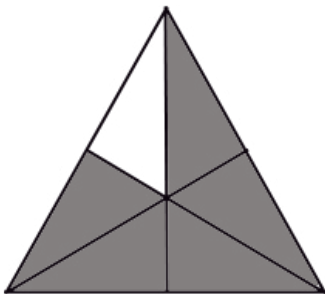
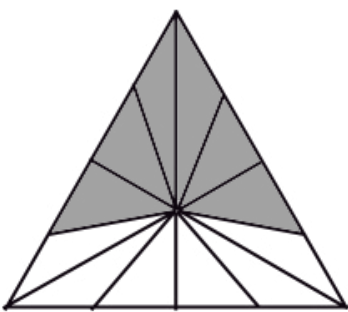
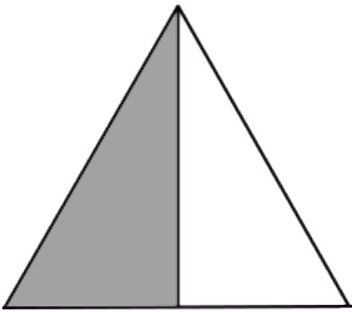
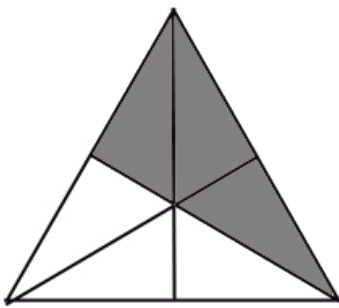
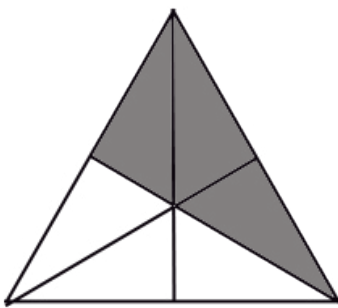
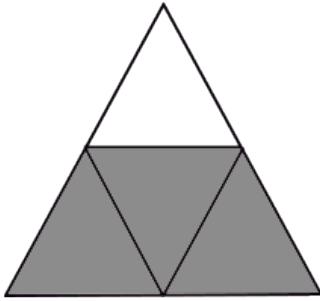
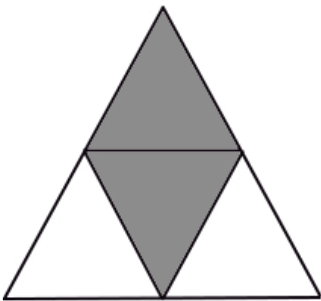
.1 and .03



> < =

FINDING EQUIVALENT FRACTIONS

USE THE MODELS TO VISUALIZE AND SOLVE THE PROBLEMS.

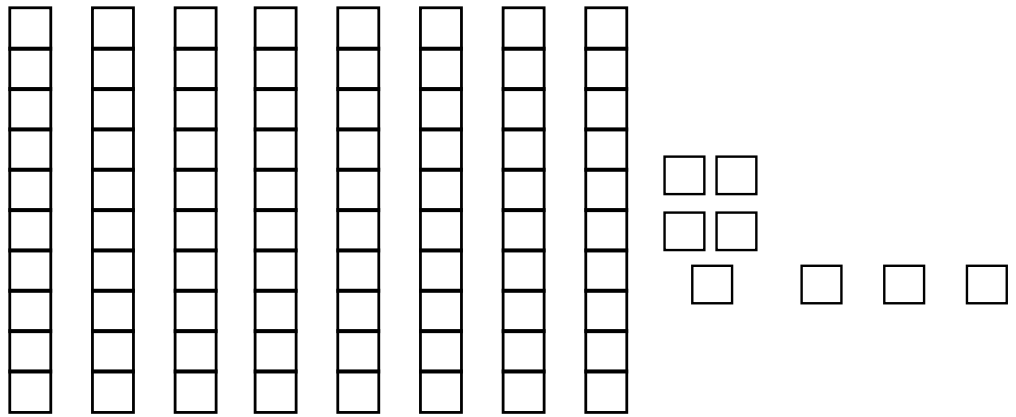


VISUALIZING DIVISION

USE THE MODELS TO VISUALIZE AND SOLVE THE PROBLEMS.


$$88 \div 8 = \underline{\quad}$$

Think $80 \div 8$ and then $8 \div 8$.



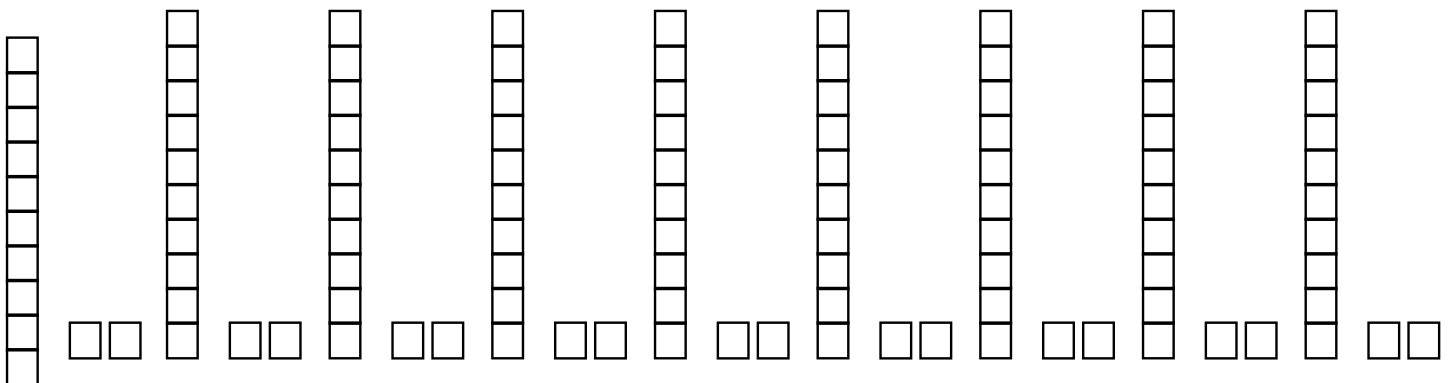
$$60 \div 4 = \underline{\quad}$$

The bakery had 60 cookies. They put 4 in a box. How many boxes did they use?
Use the sketches to figure this problem out.



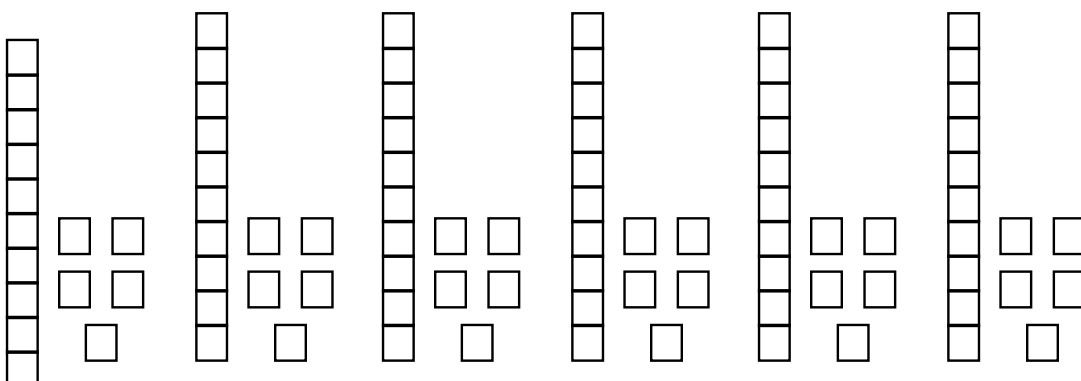
$$108 \div 12 = \underline{\quad}$$

There were 108 marbles. The store put 12 in a box. How many boxes did they use?



$$65 \div 15 = \underline{\quad}$$

There were 75 donuts. The baker put 15 in a box. How many boxes did they use?



WEEK 8

Division Tic Tac Toe

Dividing by 8

$16 \div 8$	$8 \div 8$	$56 \div 8$	$64 \div 8$	$56 \div 8$	$8 \div 8$
$80 \div 8$	$40 \div 8$	$72 \div 8$	$32 \div 8$	$16 \div 8$	$80 \div 8$
$32 \div 8$	$48 \div 8$	$24 \div 8$	$24 \div 8$	$40 \div 8$	$72 \div 8$

$32 \div 8$	$24 \div 8$	$48 \div 8$	$24 \div 8$	$48 \div 8$	$32 \div 8$
$72 \div 8$	$80 \div 8$	$8 \div 8$	$56 \div 8$	$72 \div 8$	$16 \div 8$
$56 \div 8$	$16 \div 8$	$40 \div 8$	$40 \div 8$	$80 \div 8$	$8 \div 8$

Instructions: Play rock, paper, scissors to see who starts. Then take turns answering a problem on the mat. Whoever gets 3 in a row first wins.

DECIMAL ADDITION ACTIVITY

USE THE MODELS TO VISUALIZE THE ANSWER. COLOR EACH ADDEND IN A DIFFERENT COLOR.

$$\frac{1}{10} + \frac{2}{10}$$

$$\frac{3}{10} + \frac{5}{10}$$

$$\frac{8}{10} + \frac{2}{10}$$

$$\frac{3}{10} + \frac{2}{10}$$

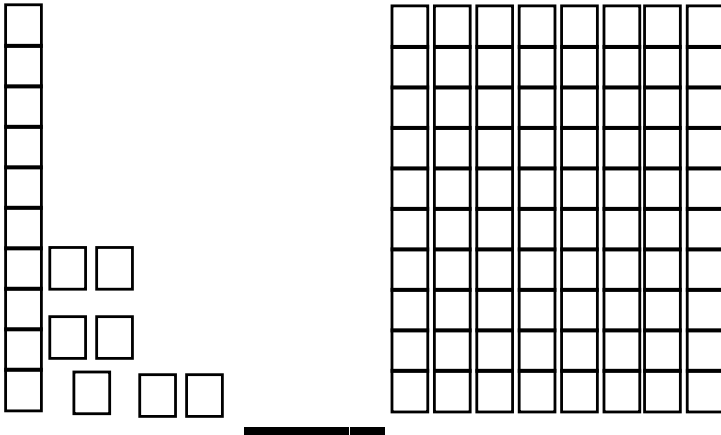
$$\frac{2}{10} + \frac{2}{10}$$

$$\frac{4}{10} + \frac{5}{10}$$

COMPARING DECIMALS

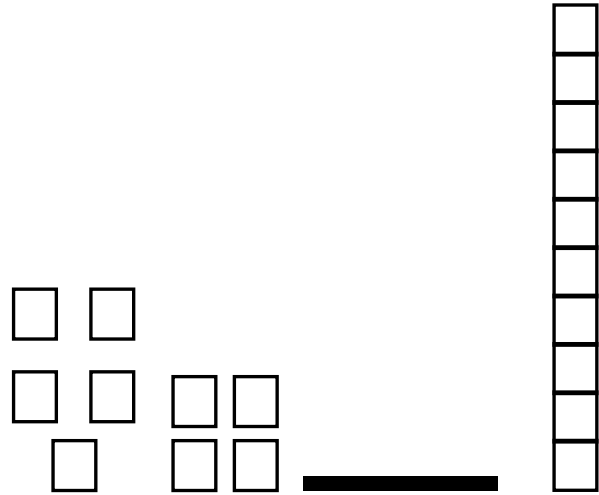
USE THE MODELS TO COMPARE THE DECIMALS.

.17 and .8



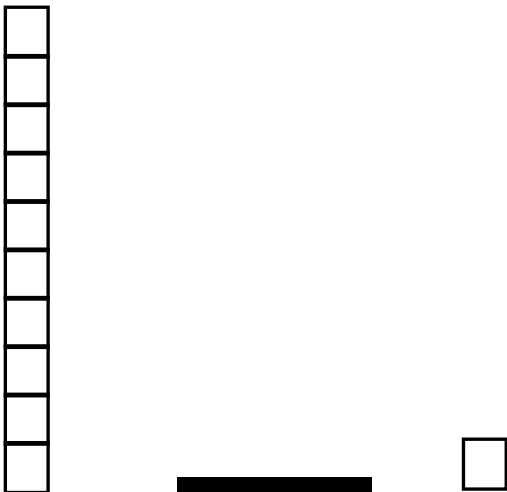
> < =

.09 and .1



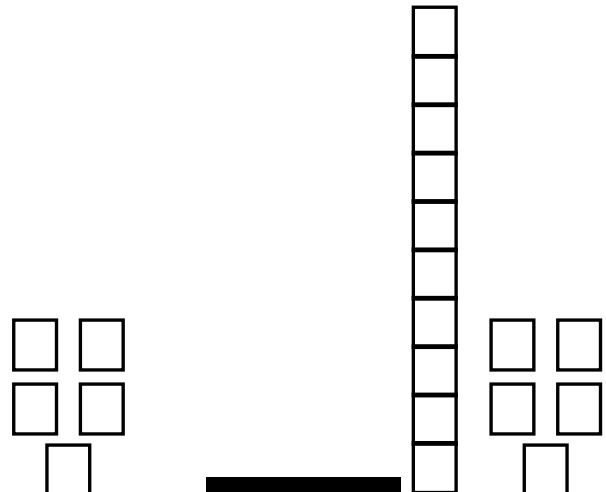
> < =

.1 and .01



> < =

.05 and .15



> < =

NUMBER CROSSWORD PUZZLES

Fill in the missing number to make the equation true.

2		16		9		72
---	--	----	--	---	--	----

9		7
---	--	---


32		56
----	--	----

+6

10

80	- 5	
----	-----	--

3		24
---	--	----

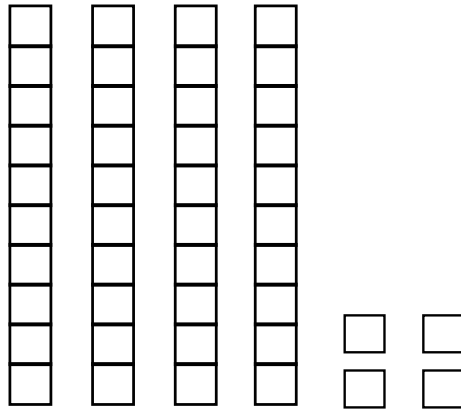


VISUALIZING DIVISION

USE THE MODELS TO VISUALIZE THE PROBLEMS.

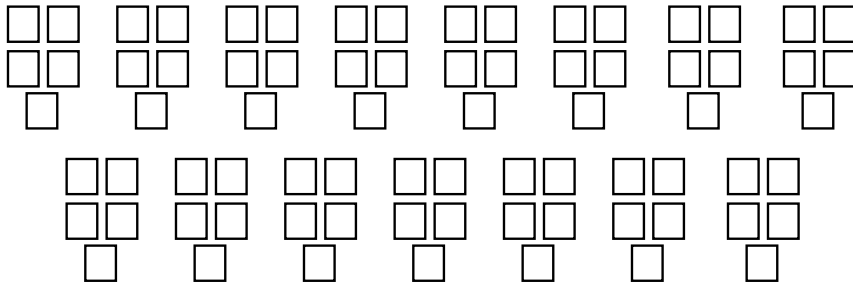
$$44 \div 4 = \underline{\quad}$$

Think $40 \div 4$ and then $4 \div 4$.



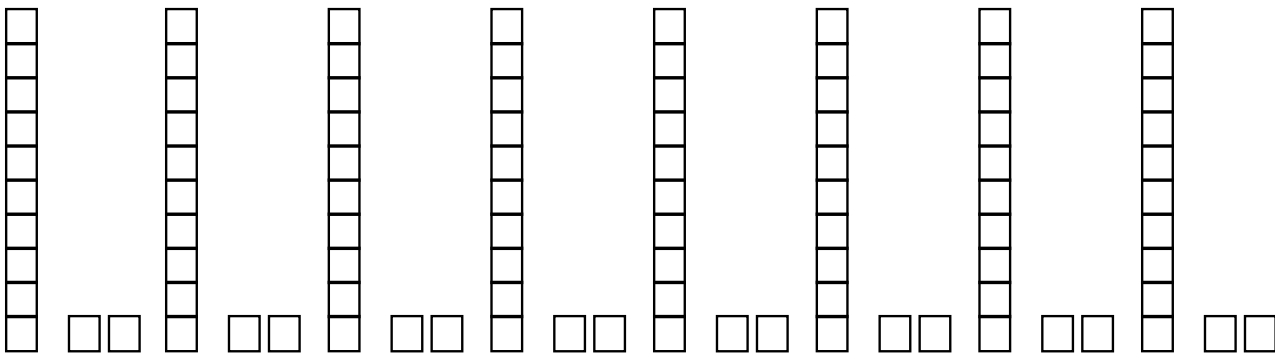
$$90 \div 5 = \underline{\quad}$$

The bakery had 90 cookies. They put 5 in a box. How many boxes did they use?
Use the sketches to figure this problem out.



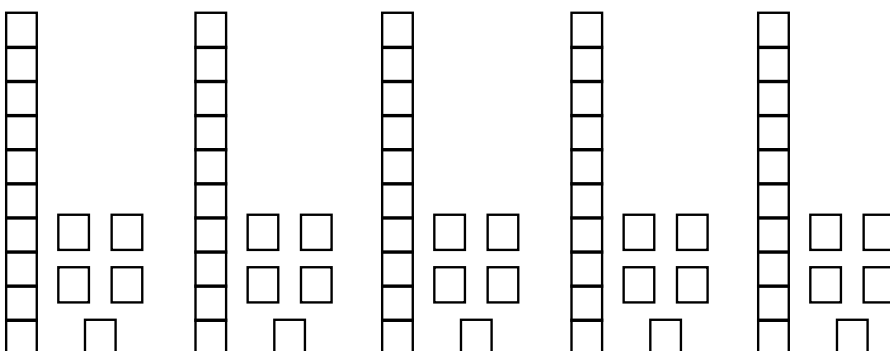
$$96 \div 12 = \underline{\quad}$$

There were 96 marbles. The store put 12 in a box. How many boxes did they use?



$$75 \div 15 = \underline{\quad}$$

There were 65 donuts. The baker put 15 in a box. How many boxes did they use?



SUMMER MATH SURVEY!



Q1: What was your favorite math activity in this packet?

Q2: What was kind of tricky? What strategies did you use to help you?

Q3: What do you need to continue to practice?


Q4: How do you feel about math?






THE END

HOPE YOU HAD A GREAT SUMMER!






WOOHOO!



You did it!

You have finished the summer packet!
CONGRATULATIONS TO YOU!



ANSWER KEY

**WEEK 1,2,3,4,
5,6,7 & 8
(Multiplication and
Division
Answers)**

MULTIPLICATION CIRCLES TO 10




Multiplication

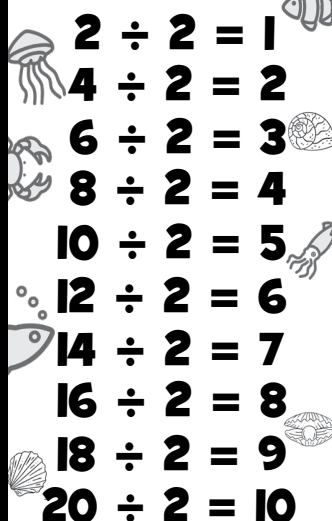
X	0	1	2	3	4	5	6	7	8	9	10	11	12
0	0	0	0	0	0	0	0	0	0	0	0	0	0
1	0	1	2	3	4	5	6	7	8	9	10	11	12
2	0	2	4	6	8	10	12	14	16	18	20	22	24
3	0	3	6	9	12	15	18	21	24	27	30	33	36
4	0	4	8	12	16	20	24	28	32	36	40	44	48
5	0	5	10	15	20	25	30	35	40	45	50	55	60
6	0	6	12	18	24	30	36	42	48	54	60	66	72
7	0	7	14	21	28	35	42	49	56	63	70	77	84
8	0	8	16	24	32	40	48	56	64	72	80	88	96
9	0	9	18	27	36	45	54	63	72	81	90	99	108
10	0	10	20	30	40	50	60	70	80	90	100	110	120
11	0	11	22	33	44	55	66	77	88	99	110	121	132
12	0	12	24	36	48	60	72	84	96	108	120	132	144

DIVISION TABLES

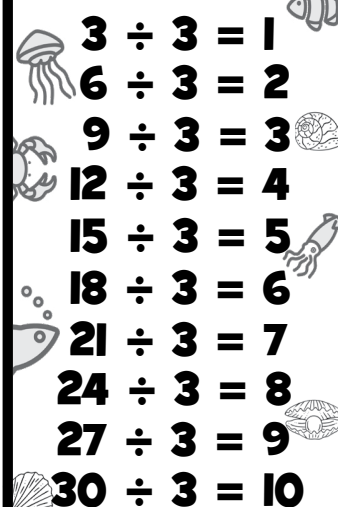
DIVIDING BY 1


$$\begin{array}{l} 1 \div 1 = 1 \\ 2 \div 1 = 2 \\ 3 \div 1 = 3 \\ 4 \div 1 = 4 \\ 5 \div 1 = 5 \\ 6 \div 1 = 6 \\ 7 \div 1 = 7 \\ 8 \div 1 = 8 \\ 9 \div 1 = 9 \\ 10 \div 1 = 10 \end{array}$$

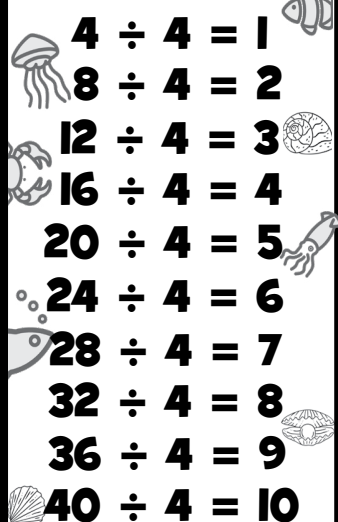
DIVIDING BY 2


$$\begin{array}{l} 2 \div 2 = 1 \\ 4 \div 2 = 2 \\ 6 \div 2 = 3 \\ 8 \div 2 = 4 \\ 10 \div 2 = 5 \\ 12 \div 2 = 6 \\ 14 \div 2 = 7 \\ 16 \div 2 = 8 \\ 18 \div 2 = 9 \\ 20 \div 2 = 10 \end{array}$$

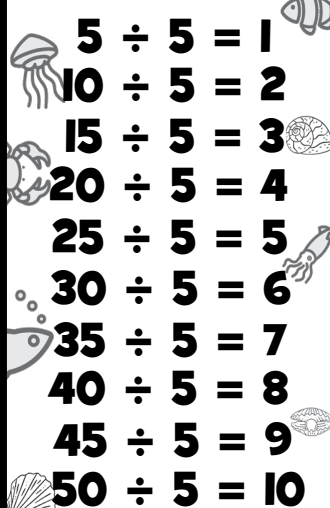
DIVIDING BY 3


$$\begin{array}{l} 3 \div 3 = 1 \\ 6 \div 3 = 2 \\ 9 \div 3 = 3 \\ 12 \div 3 = 4 \\ 15 \div 3 = 5 \\ 18 \div 3 = 6 \\ 21 \div 3 = 7 \\ 24 \div 3 = 8 \\ 27 \div 3 = 9 \\ 30 \div 3 = 10 \end{array}$$

DIVIDING BY 4







$$\begin{array}{l} 4 \div 4 = 1 \\ 8 \div 4 = 2 \\ 12 \div 4 = 3 \\ 16 \div 4 = 4 \\ 20 \div 4 = 5 \\ 24 \div 4 = 6 \\ 28 \div 4 = 7 \\ 32 \div 4 = 8 \\ 36 \div 4 = 9 \\ 40 \div 4 = 10 \end{array}$$

DIVIDING BY 5







$$\begin{array}{l} 5 \div 5 = 1 \\ 10 \div 5 = 2 \\ 15 \div 5 = 3 \\ 20 \div 5 = 4 \\ 25 \div 5 = 5 \\ 30 \div 5 = 6 \\ 35 \div 5 = 7 \\ 40 \div 5 = 8 \\ 45 \div 5 = 9 \\ 50 \div 5 = 10 \end{array}$$

DIVISION TABLES






DIVIDING BY 6


$$\begin{array}{l} 6 \div 6 = 1 \\ 12 \div 6 = 2 \\ 18 \div 6 = 3 \\ 24 \div 6 = 4 \\ 30 \div 6 = 5 \\ 36 \div 6 = 6 \\ 42 \div 6 = 7 \\ 48 \div 6 = 8 \\ 54 \div 6 = 9 \\ 60 \div 6 = 10 \end{array}$$







DIVIDING BY 7


$$\begin{array}{l} 7 \div 7 = 1 \\ 14 \div 7 = 2 \\ 21 \div 7 = 3 \\ 28 \div 7 = 4 \\ 35 \div 7 = 5 \\ 42 \div 7 = 6 \\ 49 \div 7 = 7 \\ 56 \div 7 = 8 \\ 63 \div 7 = 9 \\ 70 \div 7 = 10 \end{array}$$







DIVIDING BY 8


$$\begin{array}{l} 8 \div 8 = 1 \\ 16 \div 8 = 2 \\ 24 \div 8 = 3 \\ 32 \div 8 = 4 \\ 40 \div 8 = 5 \\ 48 \div 8 = 6 \\ 56 \div 8 = 7 \\ 64 \div 8 = 8 \\ 72 \div 8 = 9 \\ 80 \div 8 = 10 \end{array}$$


DIVIDING BY 9


$$\begin{array}{l} 9 \div 9 = 1 \\ 18 \div 9 = 2 \\ 27 \div 9 = 3 \\ 36 \div 9 = 4 \\ 45 \div 9 = 5 \\ 54 \div 9 = 6 \\ 63 \div 9 = 7 \\ 72 \div 9 = 8 \\ 81 \div 9 = 9 \\ 90 \div 9 = 10 \end{array}$$


DIVIDING BY 10

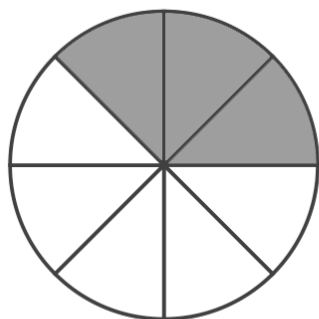

$$\begin{array}{l} 10 \div 10 = 1 \\ 20 \div 10 = 2 \\ 30 \div 10 = 3 \\ 40 \div 10 = 4 \\ 50 \div 10 = 5 \\ 60 \div 10 = 6 \\ 70 \div 10 = 7 \\ 80 \div 10 = 8 \\ 90 \div 10 = 9 \\ 100 \div 10 = 10 \end{array}$$


WEEK 1

COLOR AND COMPARE

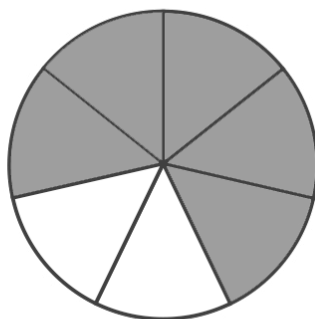
USE THE MODELS TO VISUALIZE AND SOLVE THE PROBLEMS.

<, >, =

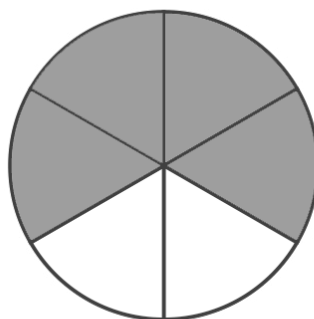


$$\frac{3}{8}$$

<

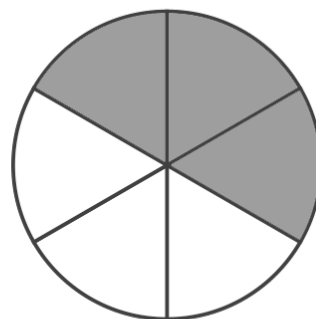


$$\frac{5}{7}$$

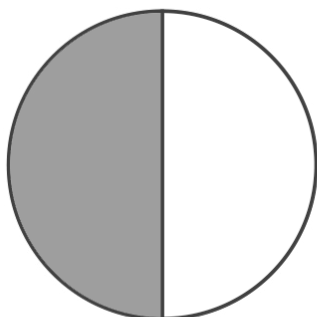


$$\frac{4}{6}$$

>

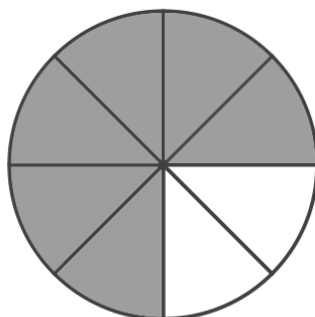


$$\frac{3}{6}$$

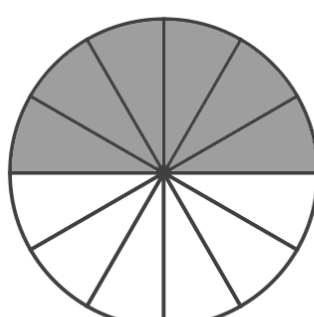


$$\frac{1}{2}$$

<

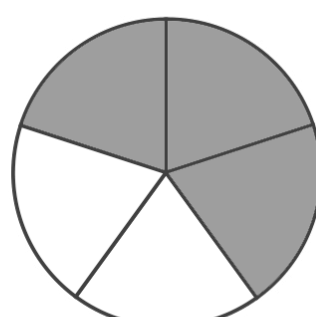


$$\frac{6}{8}$$



$$\frac{6}{12}$$

<

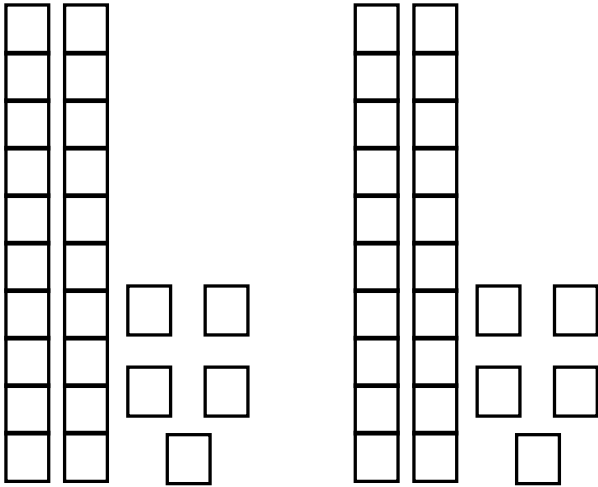


$$\frac{3}{5}$$

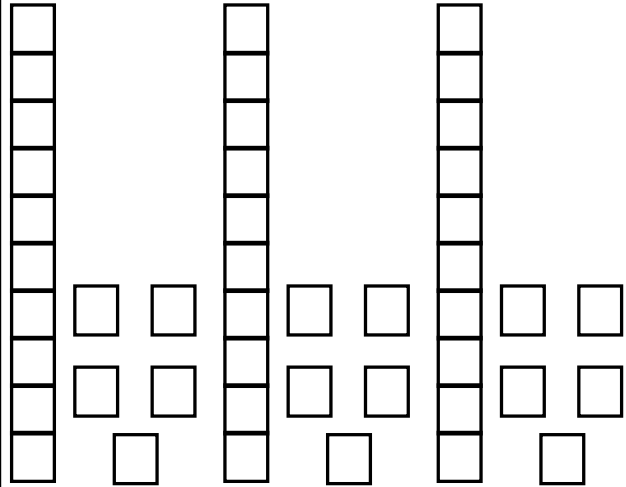
VISUALIZING MULTIPLYING

USE THE MODELS TO VISUALIZE AND SOLVE THE PROBLEMS.

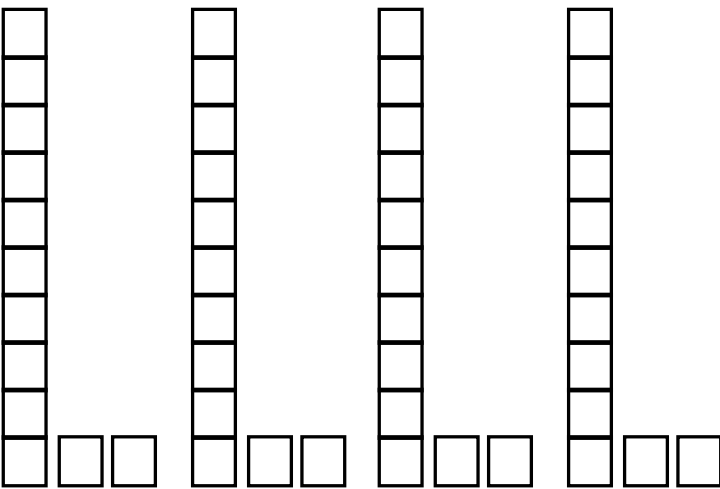
$$2 \times 25 = \underline{50}$$



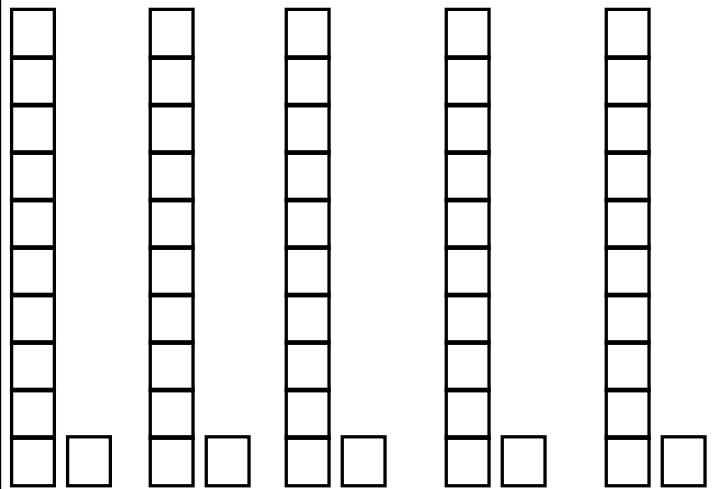
$$3 \times 15 = \underline{45}$$



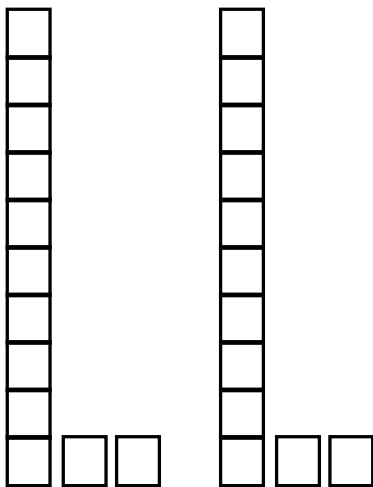
$$4 \times 12 = \underline{48}$$



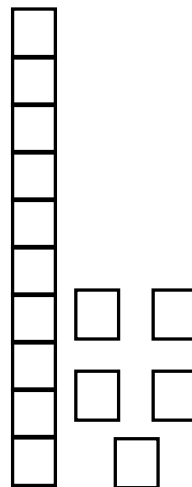
$$5 \times 11 = \underline{55}$$



$$2 \times 12 = \underline{24}$$



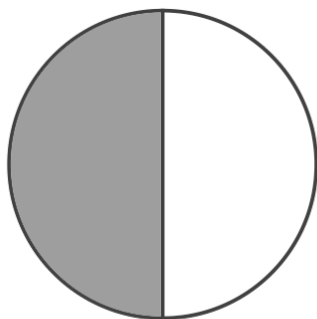
$$1 \times 15 = \underline{15}$$



WEEK 2

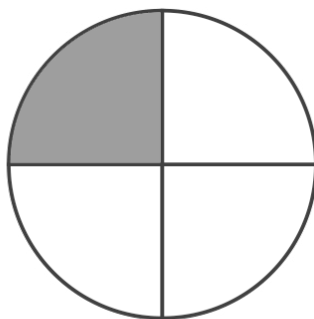
COLOR AND COMPARE

USE THE MODELS TO VISUALIZE AND SOLVE THE PROBLEMS.

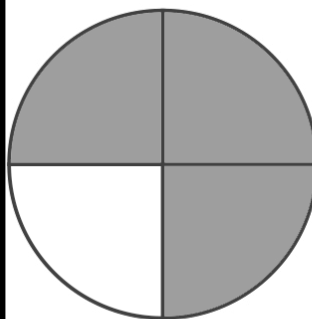


$$\frac{1}{2}$$

>

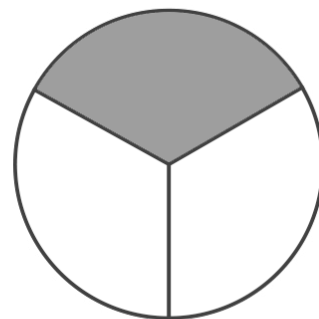


$$\frac{1}{4}$$

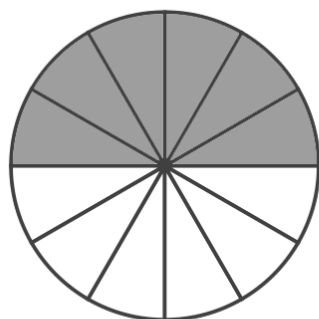


$$\frac{3}{4}$$

>

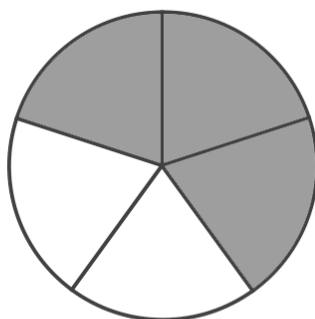


$$\frac{1}{3}$$

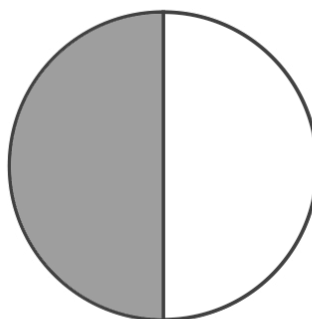


$$\frac{6}{12}$$

<

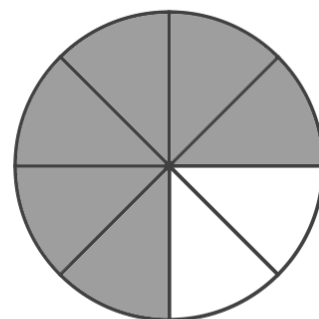


$$\frac{3}{5}$$



$$\frac{1}{2}$$

<

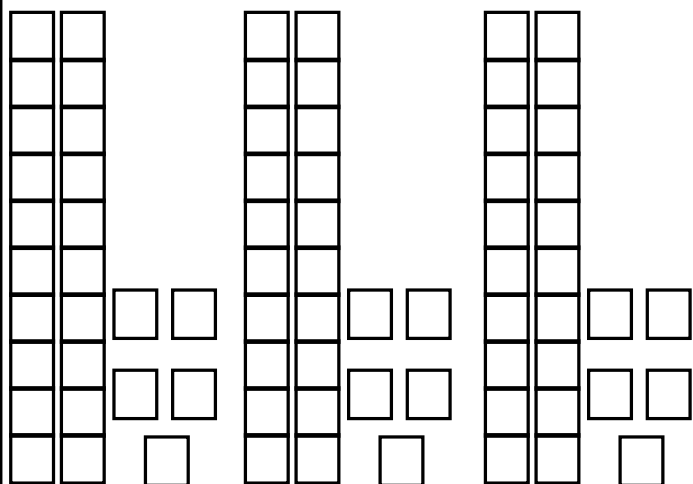


$$\frac{6}{8}$$

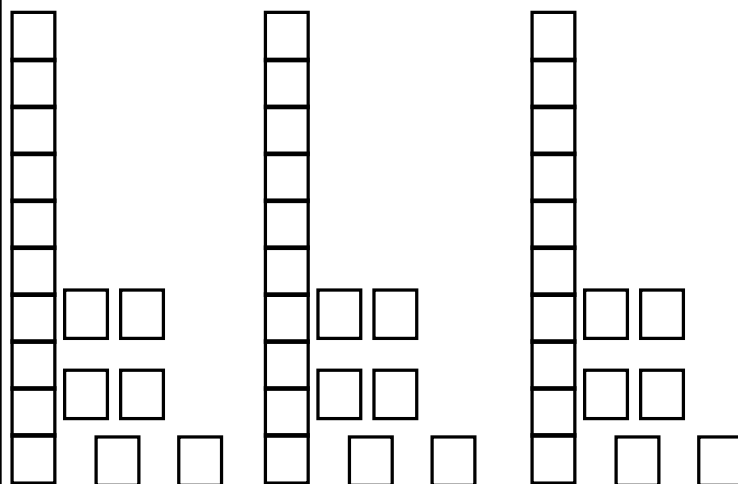
VISUALIZING MULTIPLYING

USE THE MODELS TO VISUALIZE AND SOLVE THE PROBLEMS.

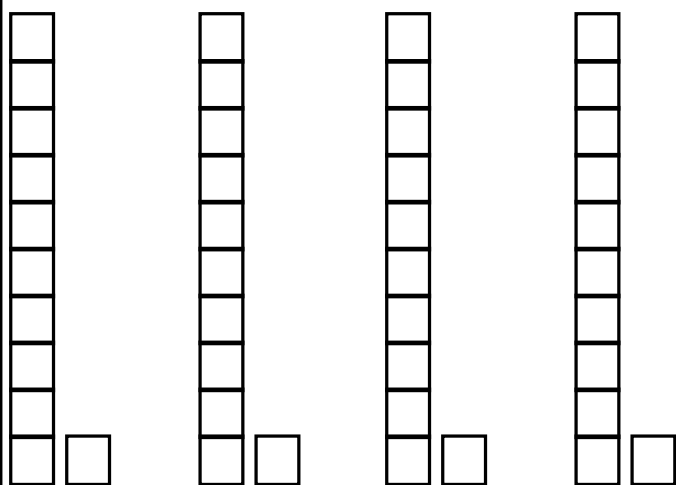
$$3 \times 25 = \underline{75}$$



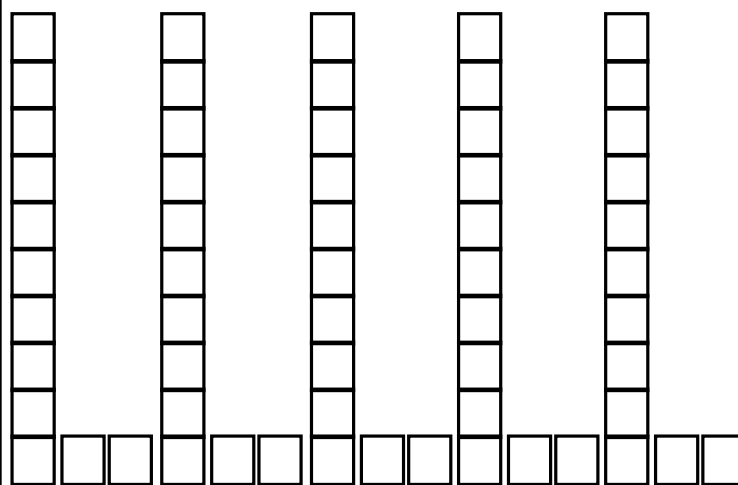
$$3 \times 16 = \underline{48}$$



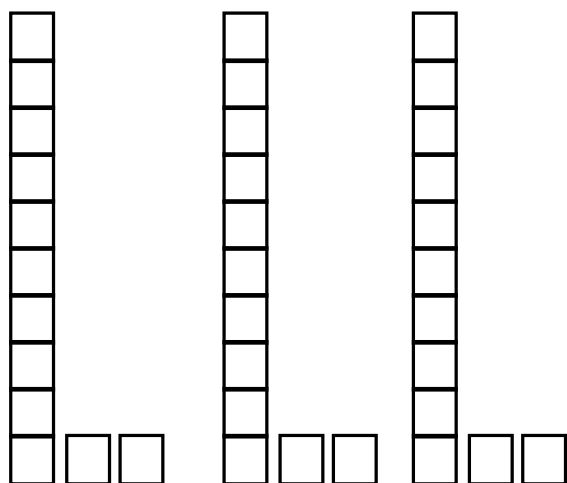
$$4 \times 11 = \underline{44}$$



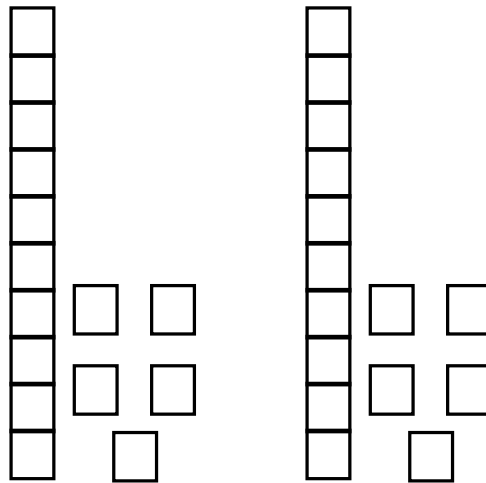
$$5 \times 12 = \underline{60}$$



$$3 \times 12 = \underline{36}$$



$$2 \times 15 = \underline{30}$$

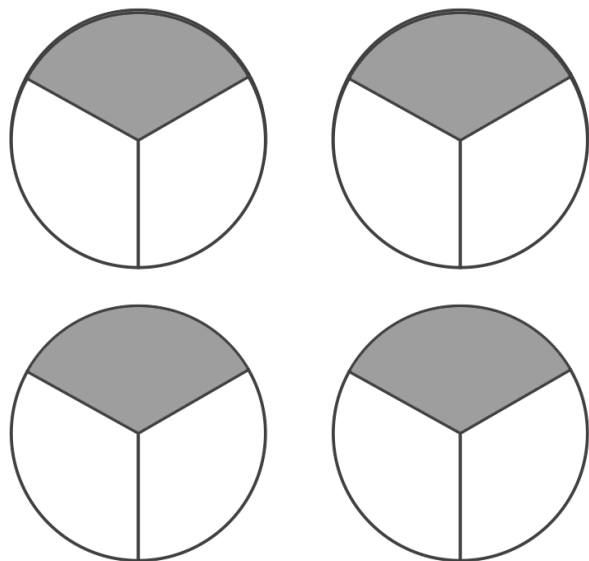


WEEK 3

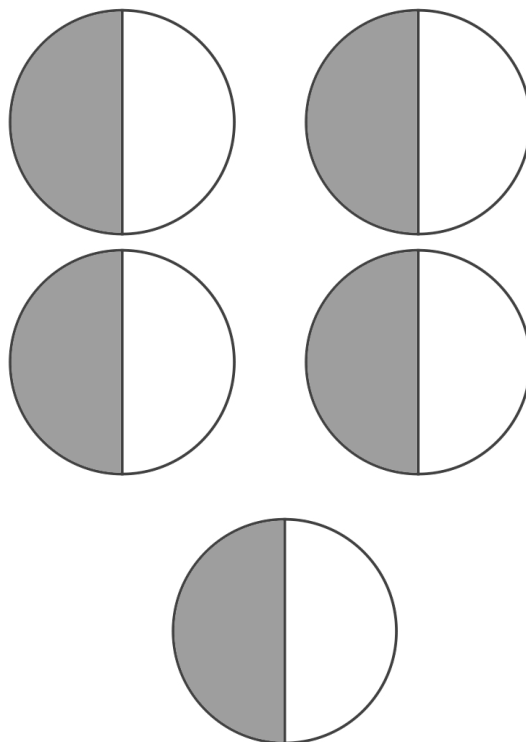
VISUALIZING MULTIPLICATION OF FRACTIONS

COLOR AND SOLVE

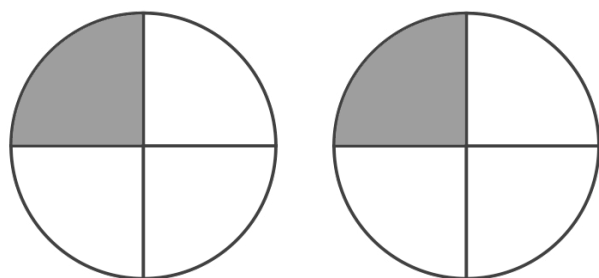
$$4 \times \frac{1}{3} = \frac{4}{3}$$



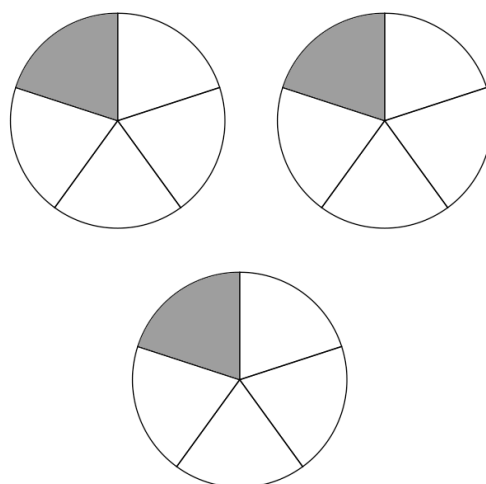
$$5 \times \frac{1}{2} = \frac{5}{2}$$



$$2 \times \frac{1}{4} = \frac{2}{4}$$



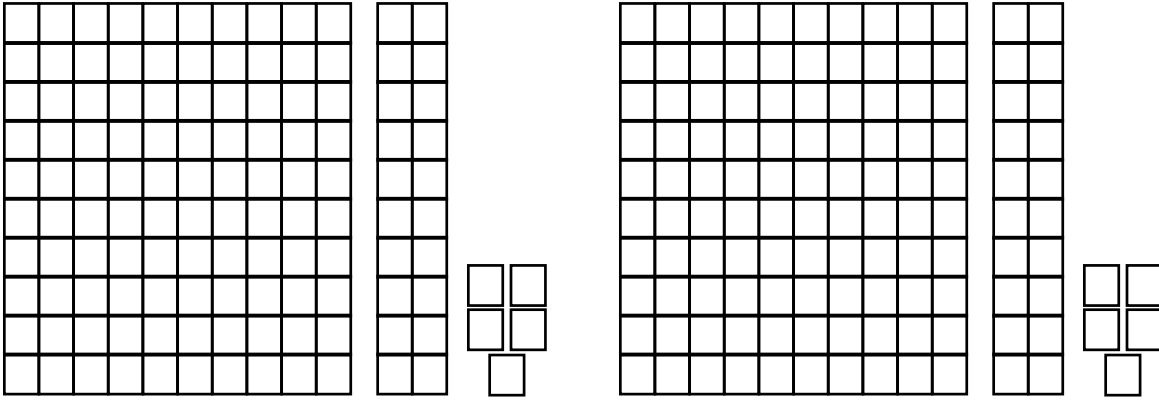
$$3 \times \frac{1}{5} = \frac{3}{5}$$



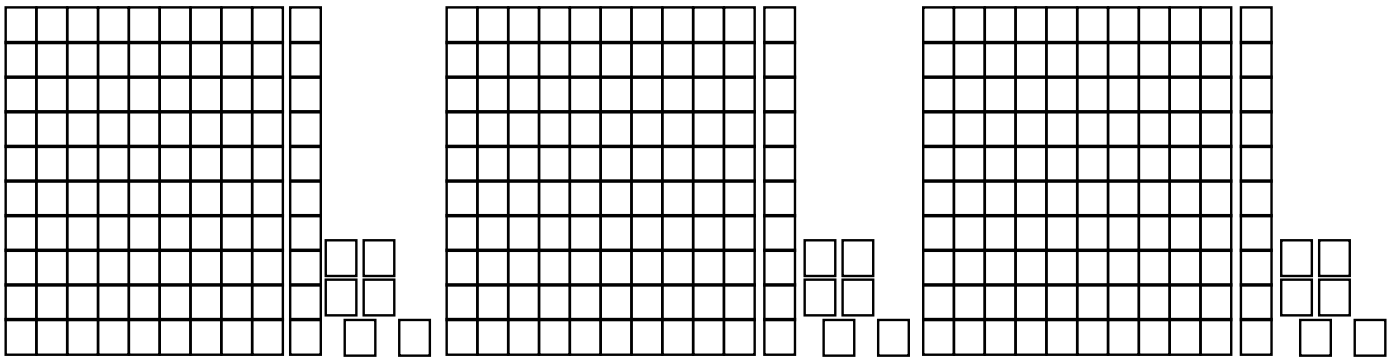
VISUALIZING MULTIPLYING

USE THE MODELS TO VISUALIZE AND SOLVE THE PROBLEMS.

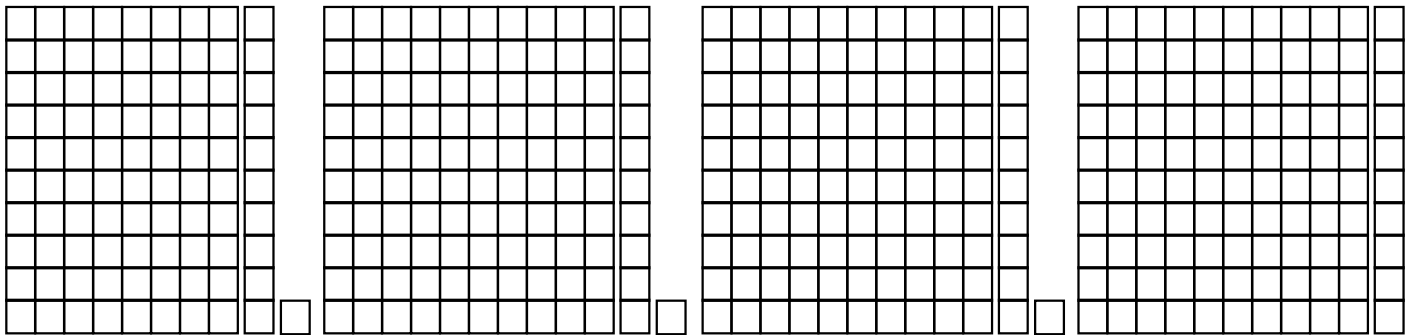
$$2 \times 125 = \underline{150}$$



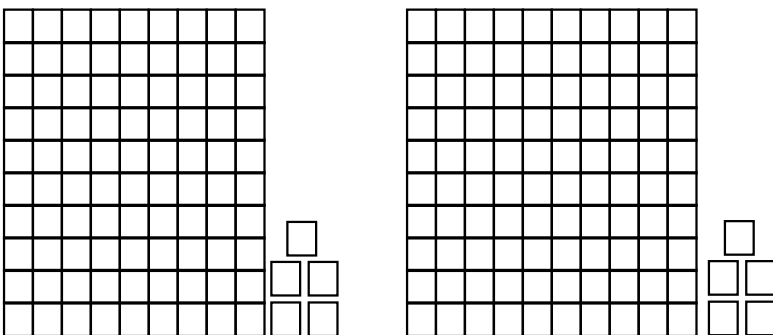
$$3 \times 116 = \underline{348}$$



$$4 \times 111 = \underline{444}$$



$$2 \times 105 = \underline{210}$$

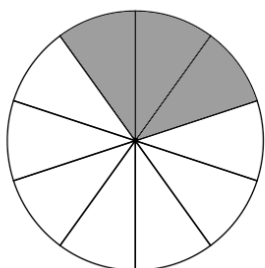
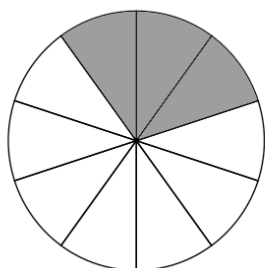
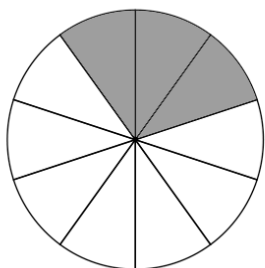
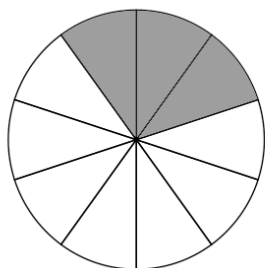


WEEK 4

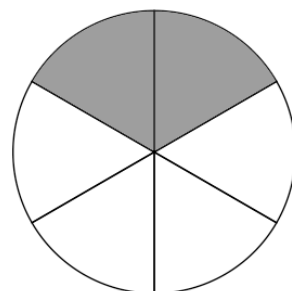
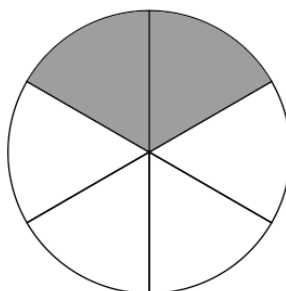
VISUALIZING MULTIPLICATION OF FRACTIONS

COLOR AND SOLVE

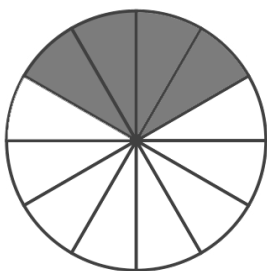
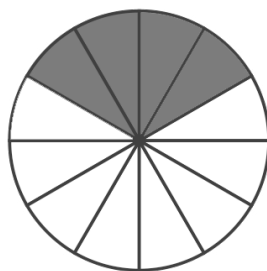
$$4 \times \frac{3}{10} = \frac{12}{10}$$



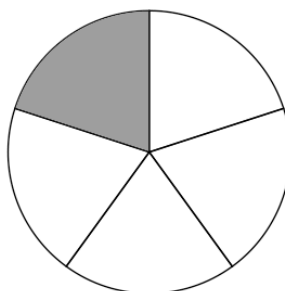
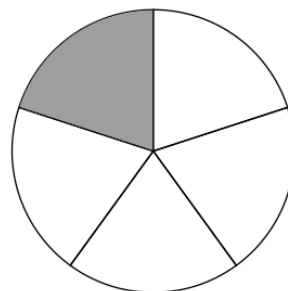
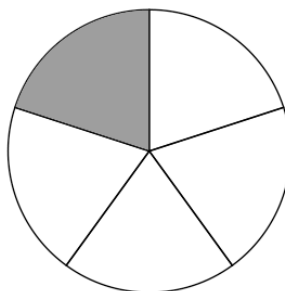
$$2 \times \frac{2}{6} = \frac{4}{6}$$



$$2 \times \frac{4}{12} = \frac{8}{12}$$




$$3 \times \frac{1}{5} = \frac{3}{5}$$



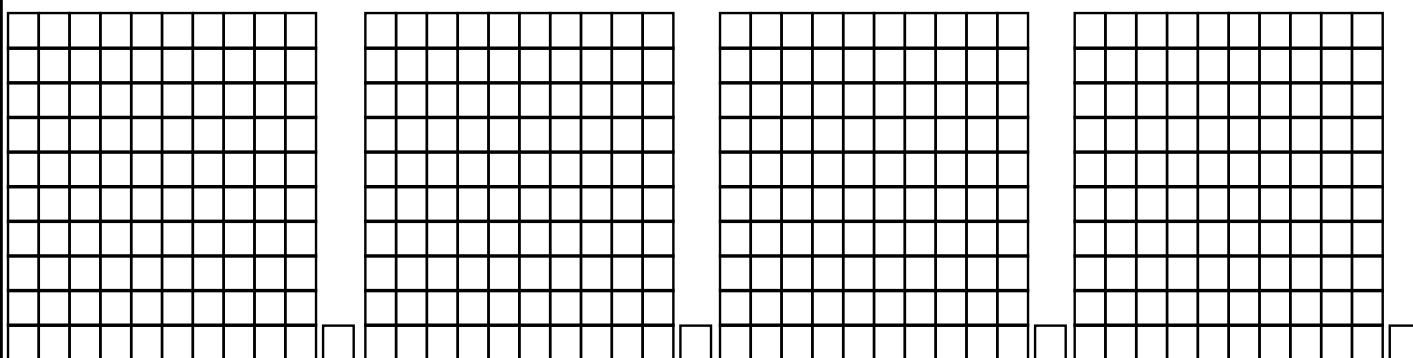
VISUALIZING MULTIPLYING

USE THE MODELS TO VISUALIZE AND SOLVE THE PROBLEMS.


$$3 \times 121 = \underline{363}$$



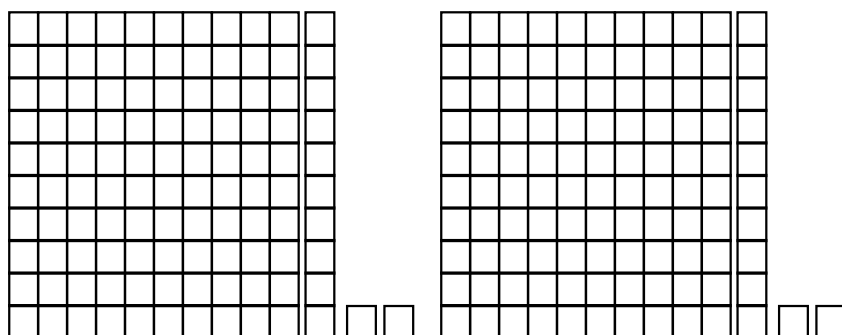
$$4 \times 101 = \underline{404}$$



$$3 \times 111 = \underline{333}$$



$$2 \times 112 = \underline{224}$$

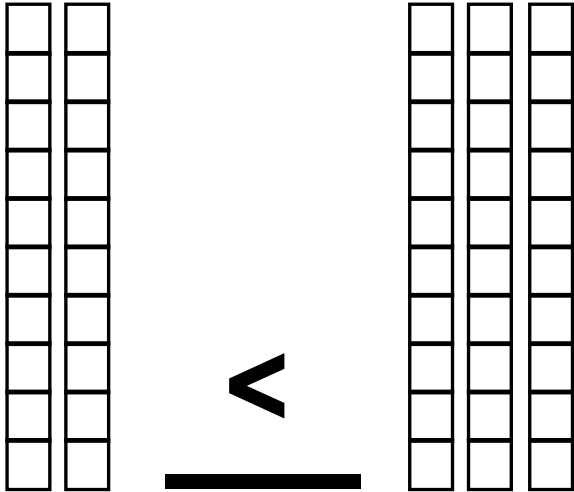


WEEK 5

COMPARING DECIMALS

USE THE MODELS TO VISUALIZE AND COMPARE THE PROBLEMS.

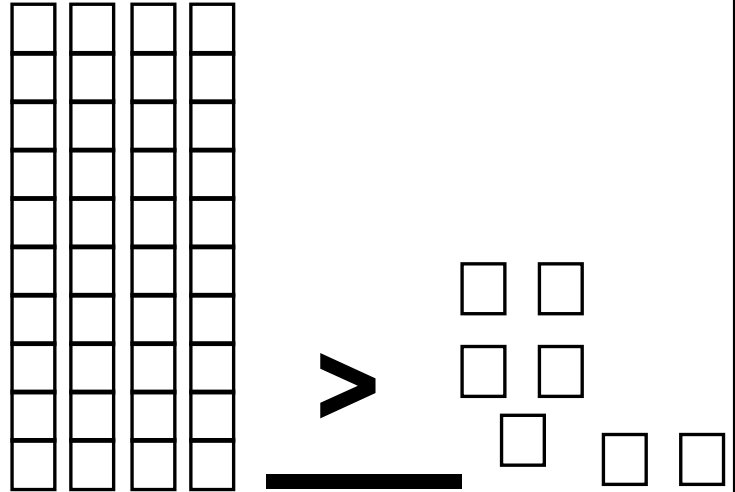
.20 and .30



$<$

$>$ $<$ $=$

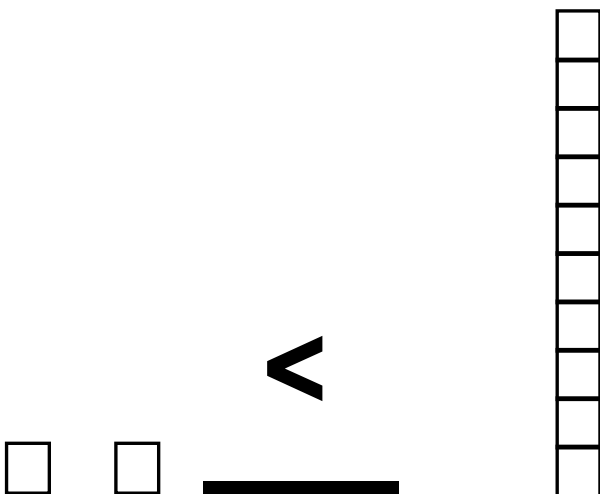
.40 and .07



$>$

$>$ $<$ $=$

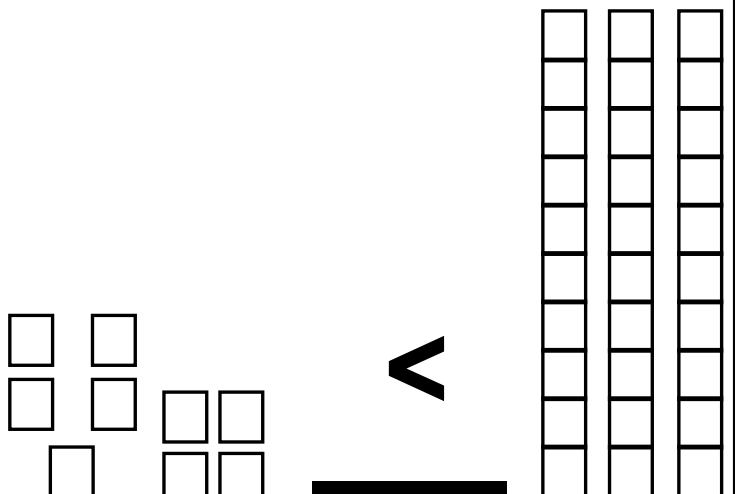
.02 and .1



$<$

$>$ $<$ $=$

.09 and .30

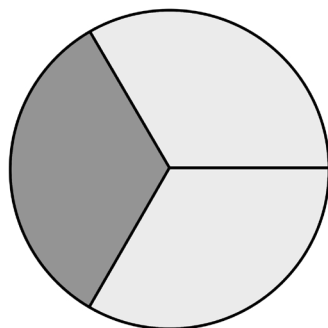


$<$

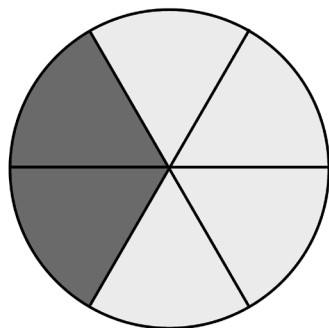
$>$ $<$ $=$

FINDING EQUIVALENT FRACTIONS


USE THE MODELS TO VISUALIZE THE ANSWER.




$$\frac{1}{3}$$



$$\frac{2}{6}$$




$$\frac{1}{2}$$



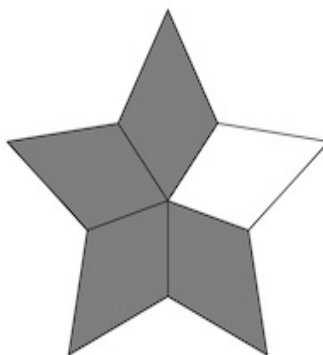
$$\frac{3}{6}$$




$$\frac{1}{2}$$



$$\frac{5}{10}$$



$$\frac{4}{5}$$

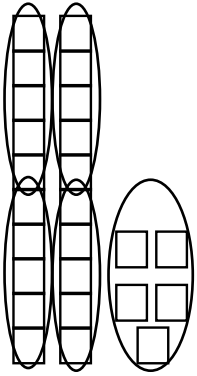


$$\frac{8}{10}$$

VISUALIZING DIVISION

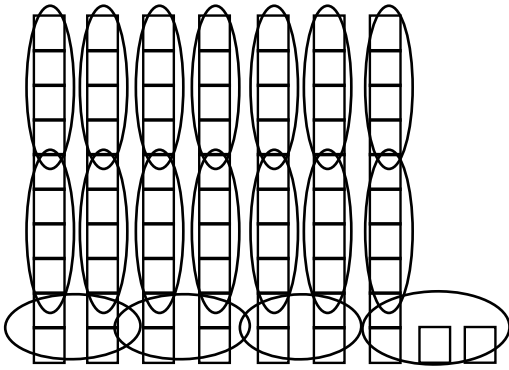
USE THE MODELS TO VISUALIZE THE ANSWER.

$$25 \div 5 = \underline{5}$$

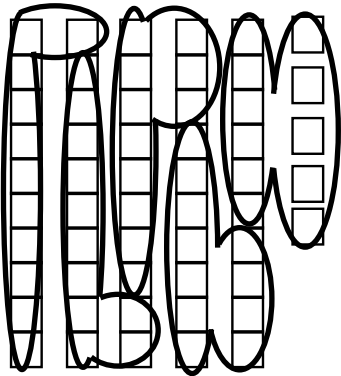


(Hint: Circle groups of 5)

$$72 \div 4 = \underline{18}$$




$$55 \div 11 = \underline{5}$$



(Hint: Circle 11 groups of 5)

$$44 \div 4 = \underline{11}$$

Use the sketches to figure this problem out.

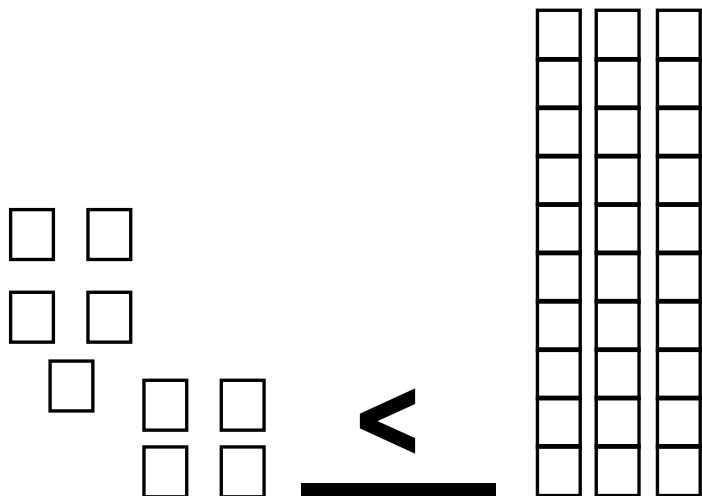


WEEK 6

COMPARING DECIMALS

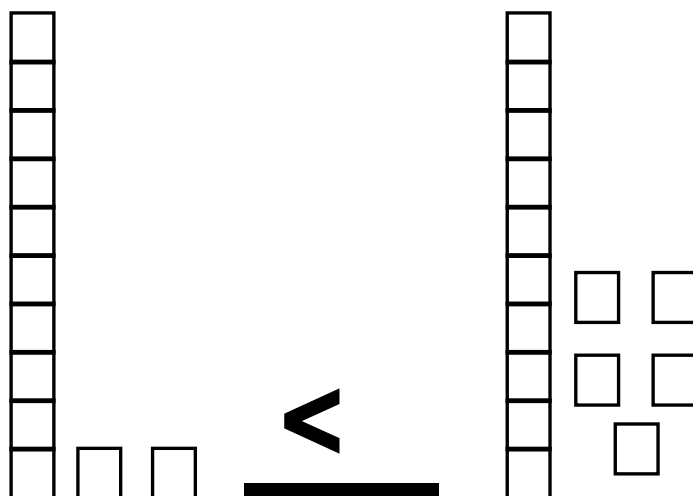
USE THE MODELS TO VISUALIZE AND COMPARE THE PROBLEMS.

.09 and .3



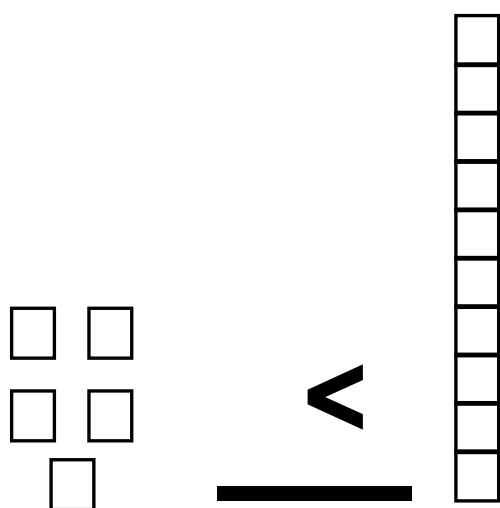
> < =

.12 and .15



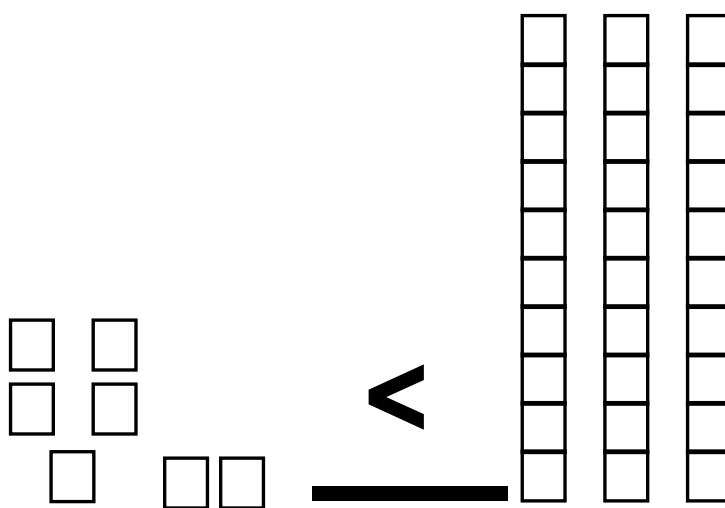
> < =

.05 and .1



> < =


.07 and .3




> < =

FINDING EQUIVALENT FRACTIONS


USE THE MODELS TO VISUALIZE AND SOLVE THE PROBLEMS.




$$\frac{1}{2}$$



$$\frac{3}{4}$$



$$\frac{6}{12}$$




$$\frac{3}{6}$$




$$\frac{2}{6}$$



$$\frac{4}{12}$$



$$\frac{4}{8}$$



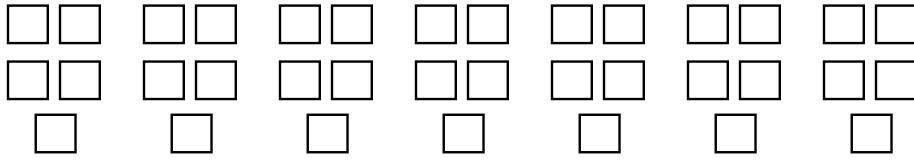
$$\frac{2}{4}$$

VISUALIZING DIVISION

USE THE MODELS TO VISUALIZE AND SOLVE THE PROBLEMS.

$$35 \div 5 = \underline{7}$$

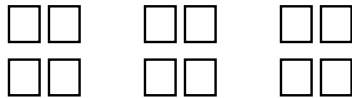
The bakery had 35 donuts. They put 5 in a box. How many boxes did they use?



(Hint: Circle groups of 5)

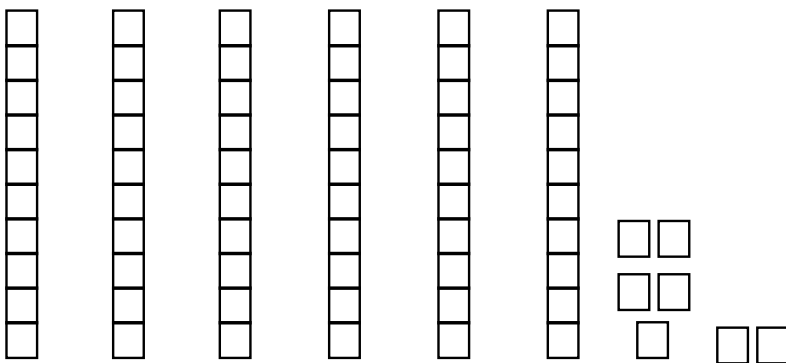
$$12 \div 4 = \underline{3}$$

The bakery had 12 pies. They put 4 in a box. How many boxes did they use?



$$77 \div 7 = \underline{11}$$

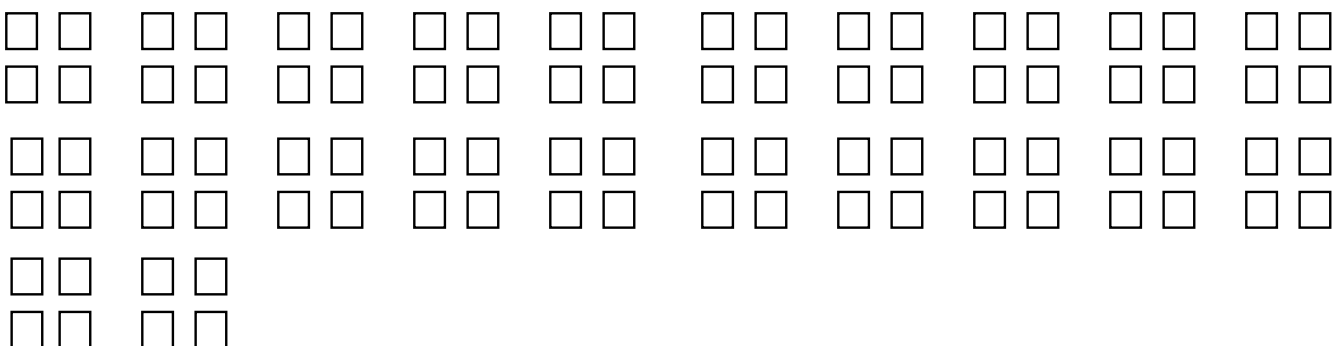
Think $70 \div 7$ and then $7 \div 7$!



$$80 \div 4 = \underline{20}$$

The bakery had 80 cookies. They put 4 in a box. How many boxes did they use?

Use the sketches to figure this problem out.

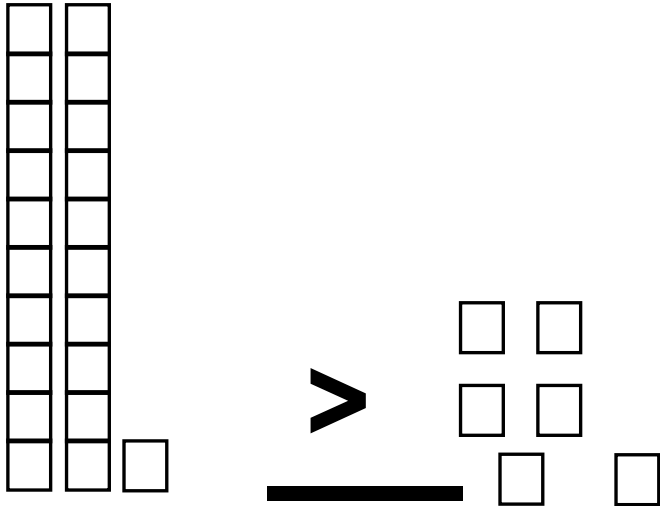


WEEK 7

COMPARING DECIMALS

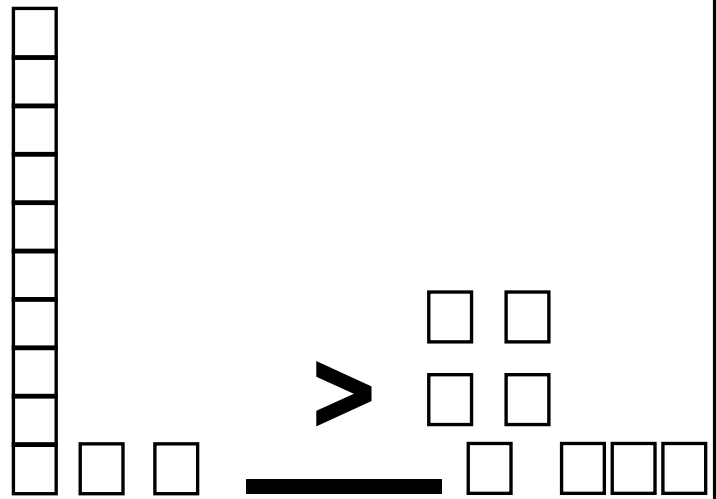
USE THE MODELS TO VISUALIZE AND SOLVE THE PROBLEMS.

.21 and .06



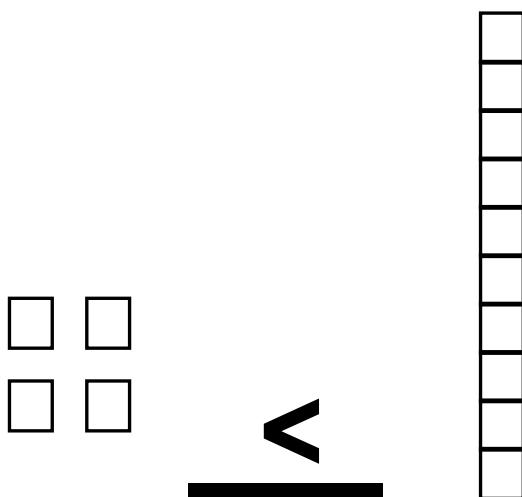
> < =

.12 and .08



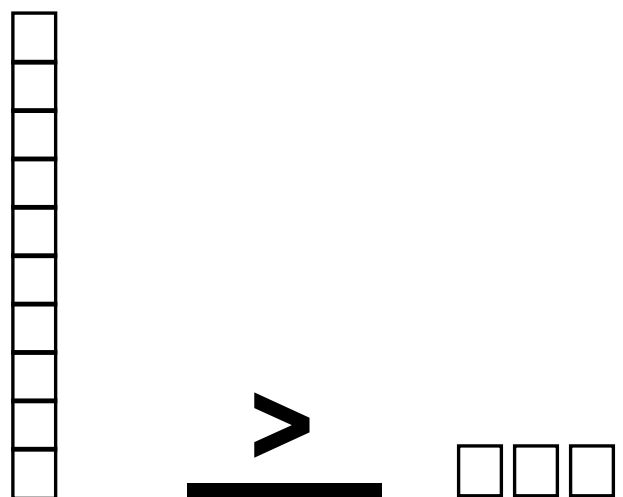
> < =

.04 and .1



> < =

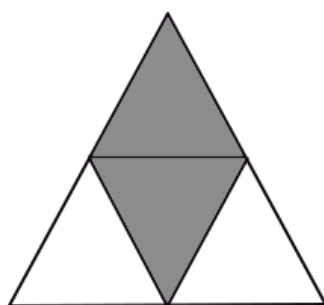
.1 and .03



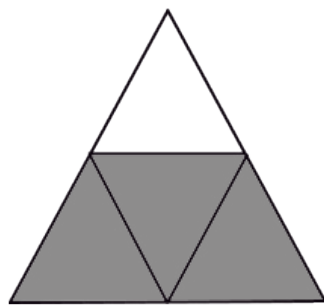
> < =

FINDING EQUIVALENT FRACTIONS

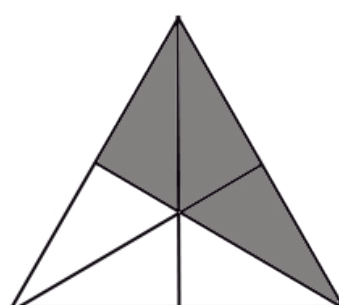
USE THE MODELS TO VISUALIZE AND SOLVE THE PROBLEMS.



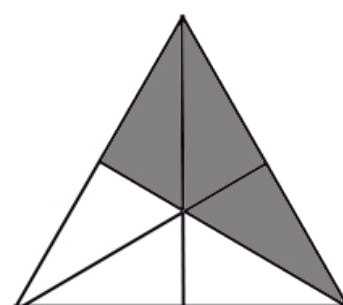
$$\frac{2}{4}$$



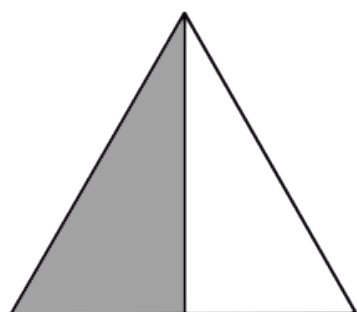
$$\frac{3}{4}$$



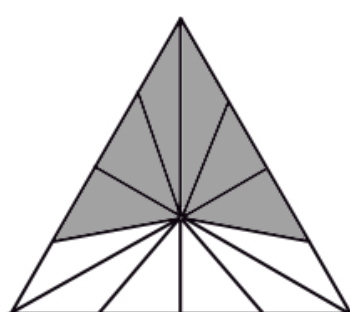
$$\frac{3}{6}$$



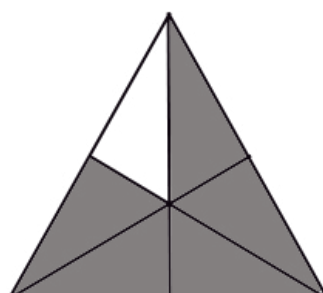
$$\frac{3}{6}$$



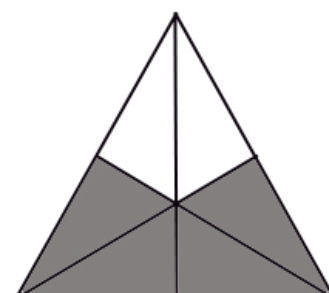
$$\frac{1}{2}$$



$$\frac{6}{12}$$



$$\frac{5}{6}$$



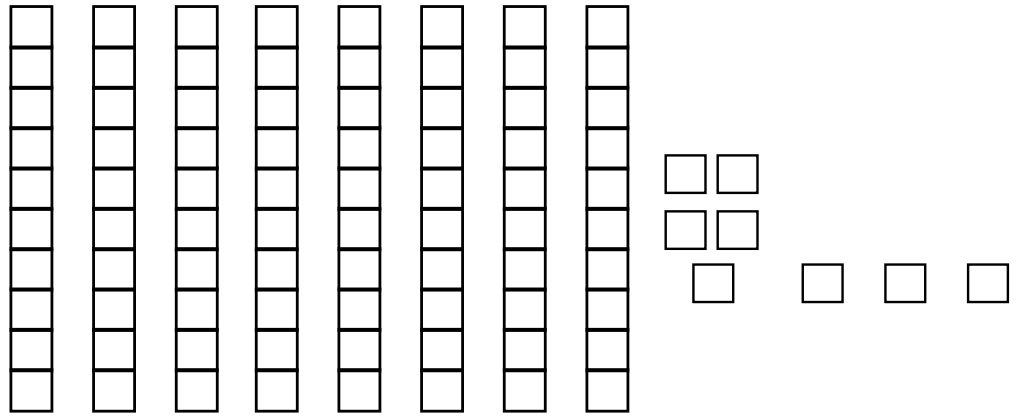
$$\frac{4}{6}$$

VISUALIZING DIVISION

USE THE MODELS TO VISUALIZE AND SOLVE THE PROBLEMS.

$$88 \div 8 = \underline{\quad}$$


Think $80 \div 8$ and then $8 \div 8$.



$$60 \div 4 = \underline{\quad}$$

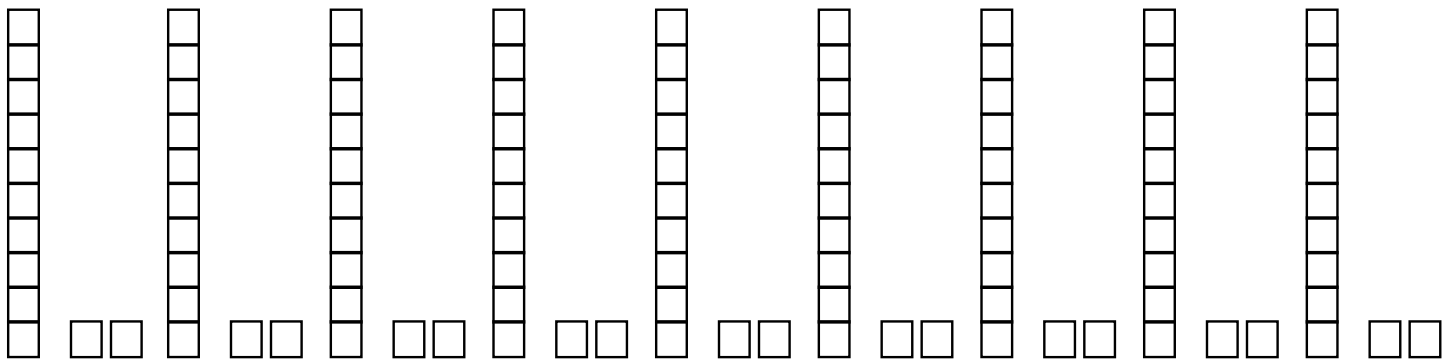
The bakery had 60 cookies. They put 4 in a box. How many boxes did they use?

Use the sketches to figure this problem out.



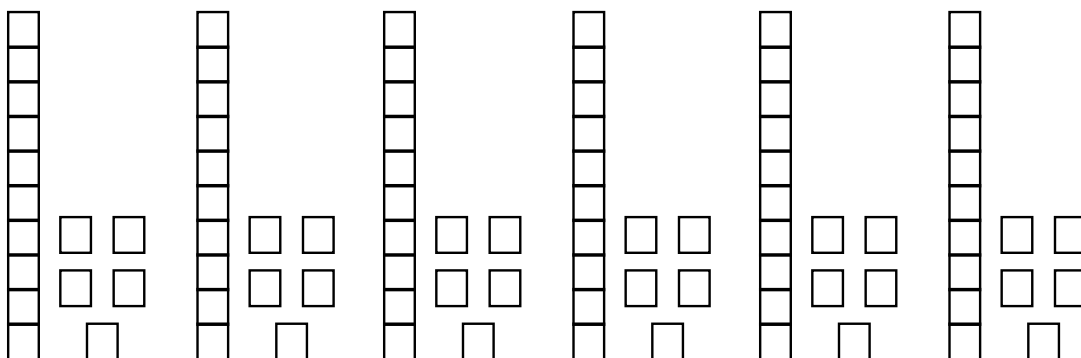
$$108 \div 12 = \underline{\quad}$$

There were 108 marbles. The store put 12 in a box. How many boxes did they use?



$$90 \div 15 = \underline{\quad}$$

There were 90 donuts. The baker put 15 in a box. How many boxes did they use?



WEEK 8

DECIMAL ADDITION ACTIVITY

USE THE MODELS TO VISUALIZE THE ANSWER. COLOR EACH ADDEND IN A DIFFERENT COLOR.

$$\frac{1}{10} + \frac{2}{10} = \frac{3}{10}$$

$$\frac{3}{10} + \frac{5}{10} = \frac{8}{10}$$

$$\frac{8}{10} + \frac{2}{10} = \frac{10}{10}$$

$$\frac{3}{10} + \frac{2}{10} = \frac{5}{10}$$

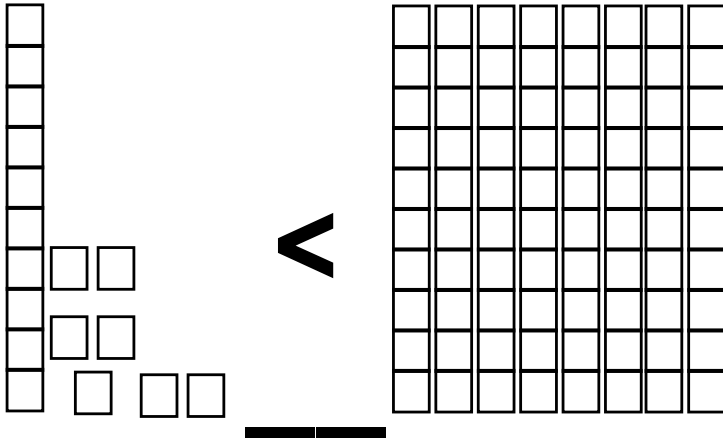
$$\frac{2}{10} + \frac{2}{10} = \frac{4}{10}$$

$$\frac{4}{10} + \frac{5}{10} = \frac{9}{10}$$

COMPARING DECIMALS

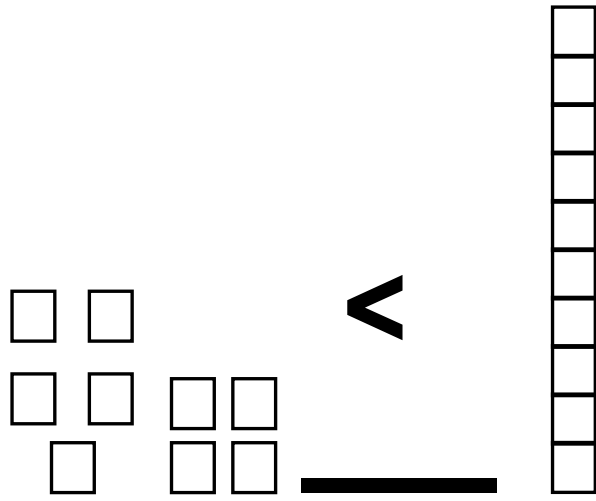
USE THE MODELS TO COMPARE THE DECIMALS.

.17 and .8



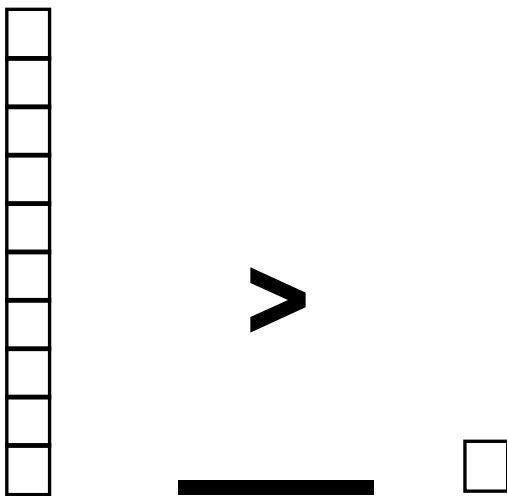
> < =

.09 and .1



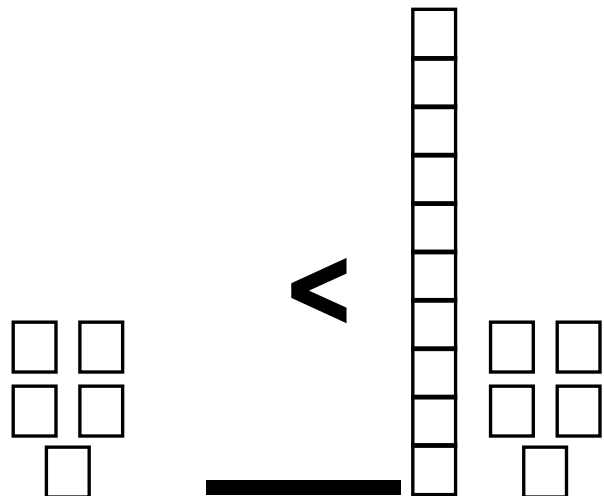
> < =

.1 and .01



> < =

.05 and .15



> < =

NUMBER CROSSWORD PUZZLES

Fill in the missing number to make the equation true.



2	x 8	16	- 7	9	x 8	72
---	-----	----	-----	---	-----	----

		- 9
--	--	-----


9	- 2	7
---	-----	---

		x 8
--	--	-----

32	+ 24	56
----	------	----

		+ 6
--	--	-----

		62
--	--	----



+ 1

10

x 8

80	- 5	75
----	-----	----

- 77

3	x 8	24
---	-----	----

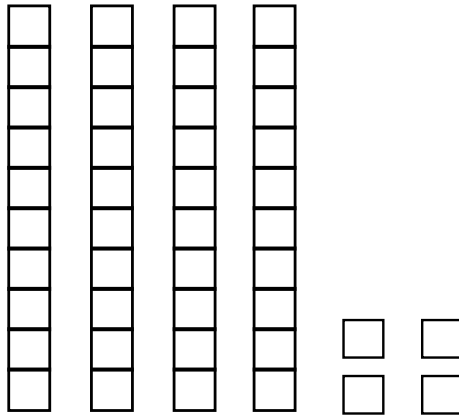


VISUALIZING DIVISION

USE THE MODELS TO VISUALIZE THE PROBLEMS.

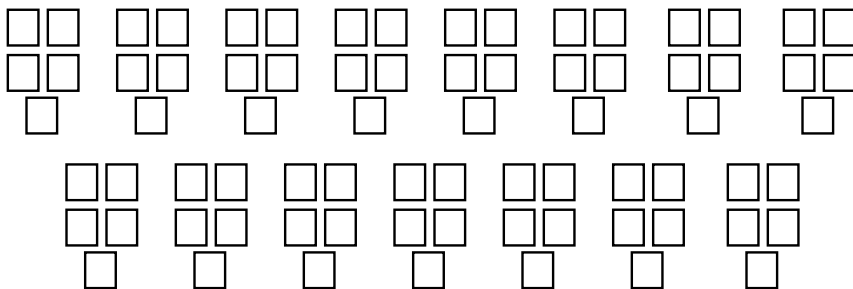
$$44 \div 4 = \underline{11}$$

Think $40 \div 4$ and then $4 \div 4$.



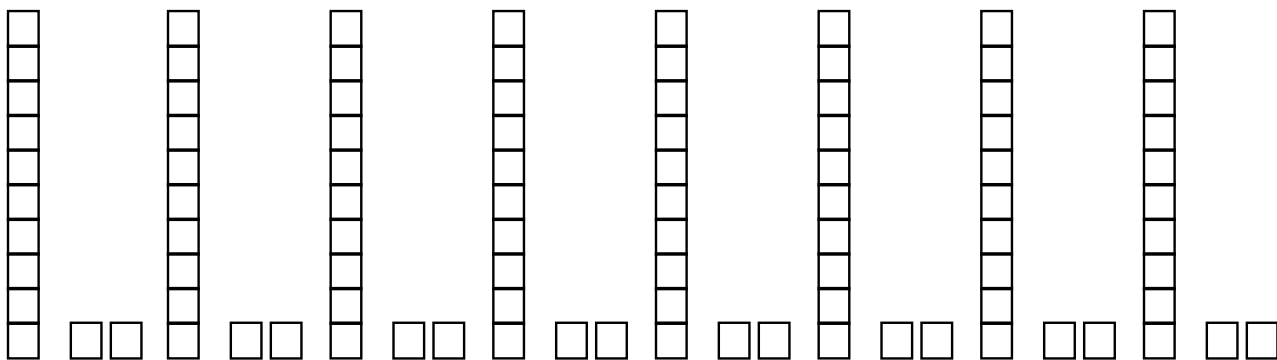
$$90 \div 5 = \underline{18}$$

The bakery had 90 cookies. They put 5 in a box. How many boxes did they use?
Use the sketches to figure this problem out.



$$96 \div 12 = \underline{8}$$

There were 96 marbles. The store put 12 in a box. How many boxes did they use?



$$75 \div 15 = \underline{5}$$

There were 75 donuts. The baker put 15 in a box. How many boxes did they use?

